



raltex

PERFIS DE ALUMÍNIO

CATÁLOGO
GERAL DE PERFIS 2025



raltex
PERFIS DE ALUMÍNIO

Índice

Código	Peso Kg/m	Página
29022	0,264	109
29160	1,254	77
39077	0,177	109
39137	0,138	110
39143	0,143	111
39498	0,636	86
39811	3,433	78
50018	0,263	80
78719	1,555	82
31-085C	0,894	77
39-1822E	4,349	79
78-1153C	0,377	15
781730C	1,490	20
78-1740D	1,800	89
A-055	0,483	12
A-056	0,373	12
A-058	0,203	15
A-072	1,280	97
A-096	1,822	98
A-103	1,545	21
A-104	0,870	20
A-144	0,730	16
A-207	0,582	13
AF-018	0,103	43
BAR-4037	0,382	11
BG-023	0,216	21
BG-057	0,172	66
BX-104	0,100	110
CG-074	0,242	84
CG-075	0,519	84
CG-077	0,488	84
CG-083	1,321	84
CL-006	1,047	11
CL-009	1,590	11
CL-011	0,335	11
CM-012	0,260	8
CM-060	0,220	10
CM-063	0,175	10
CM-098	0,381	10
CM-151	0,322	10
CM-169	0,361	9
CM-173	0,509	10
CM-174	0,409	10
CX-003	0,198	15
CX-184	1,072	88
CX-185	0,841	87
CX-185A	0,921	88
CX-186	0,300	87
CX-187	1,215	88
CX-188	0,629	87
CX-189	1,600	87

Código	Peso Kg/m	Página
CX-190	1,085	16
CX-191	1,930	20
D-053	1,300	86
D-055	0,510	81
D-059	0,884	86
D-069	1,053	83
D-078	0,720	82
D-079	0,576	82
D-080	0,524	81
D-081	0,610	81
D-082	0,342	81
D-094	0,686	86
D-102	0,627	82
D-103	0,779	81
DS-238	0,500	71
E-277	0,509	13
E-364	0,393	80
FC-087	1,025	92
FC-088	0,906	92
FC-202	1,900	93
FC-222	0,759	94
FC-225	0,640	93
FC-226	0,749	94
FC-227	0,740	94
FC-228	0,600	95
FC-229	0,467	92
FC-231	1,062	93
FC-242	0,791	96
FC-243	1,033	93
FC-244	1,786	96
FC-249	0,604	94
FC-261	0,556	95
FC-293	0,651	95
L-516	0,295	9
L-519	0,300	17
L-521	0,331	21
L-715	0,275	13
LG-002	0,632	44
LG-003	0,754	44
LG-004	2,019	46
LG-005	2,104	46
LG-006	0,664	56
LG-007	1,200	56
LG-007/B	1,280	56
LG-015	0,142	66
LG-016	0,330	63
LG-017	0,995	57
LG-018	1,580	59
LG-019	1,079	55
LG-020	1,119	57
LG-021	1,782	59

Código	Peso Kg/m	Página
LG-022	1,074	58
LG-023	0,551	60
LG-024	1,143	45
LG-026	0,150	66
LG-027	0,144	66
LG-028	0,464	54
LG-042	1,133	63
LG-043	0,933	63
LG-044	1,230	44
LG-045	0,651	53
LG-046	0,204	54
LG-047	1,165	44
LG-048	0,959	55
LG-049	0,959	55
LG-050	0,787	57
LG-051	0,900	57
LG-051B	1,307	58
LG-052	1,675	60
LG-053	1,650	60
LG-054	1,575	60
LG-055	0,757	58
LG-056	0,652	63
LG-058	1,650	63
LG-059	0,174	66
LG-061	0,318	54
LG-062	1,780	47
LG-063	0,549	56
LG-064	1,282	53
LG-068	0,392	65
LG-070	2,075	49
LG-071	1,962	50
LG-072	1,098	50
LG-074	0,551	64
LG-076	0,765	64
LG-077	0,324	65
LG-079	0,753	64
LG-083	0,422	65
LG-085	0,558	64
LG-091	0,135	65
LG-092	0,170	65
LG-111	0,127	54
LG-124	0,773	53
LG-157	0,251	54
LG-158	0,876	48
LG-162	1,074	55
LG-164	0,141	66
LG-176	1,542	54
LG-201	1,200	58
ME-013	0,217	9
ME-092	0,160	8
MN-001	1,314	67

Código	Peso Kg/m	Página
MN-002	0,669	68
MN-003	1,037	70
MN-005	0,783	72
MN-006	0,878	72
MN-007	0,707	71
MN-007G	0,911	71
MN-010	1,420	70
MN-014	0,220	8
MN-015	0,790	71
MN-027	0,189	71
MN-030	1,639	67
MN-031	1,009	74
MN-032	1,286	73
MN-039	1,356	73
MN-050	0,734	70
MN-055	0,382	71
MP-347	0,200	8
P-078	0,805	17
P-140	0,434	12
P-155	0,531	14
P-227	0,535	15
P-227A	0,295	15
P-250	1,166	21
P-253	0,593	21
P-258	1,187	18
P-264	1,122	16
P-268	1,362	19
P-270	0,800	16
P-273	0,552	17
P-274	0,985	14
P-279	1,079	19
P-280	0,825	19
P-318	0,653	13
P-319	0,582	14
P-412	0,570	12
P-414	0,699	13
P-574	0,634	14
PC-010	1,190	83
PU-041	0,144	109
PU-041	0,144	110
PU-042	0,157	109
RA-200	1,968	100
RA-204	1,046	99
RA-211	0,998	100
RA-223	1,978	108
RA-228	0,588	107
RA-230	0,770	107
RA-232	0,603	107
RA-235	1,544	103
RA-236	2,364	103
RA-238A	0,572	108



raltex
PERFIS DE ALUMÍNIO

Índice

Código	Peso Kg/m	Página
RA-239A	0,582	108
RA-245	0,742	107
RA-255	0,765	106
RA-256	0,800	106
RA-258	0,590	106
RA-259	0,594	106
RA-278	1,451	104
RA-294	0,785	105
RA-347	1,330	104
RA-375	2,454	101
RA-390	3,630	102
RA-400	1,870	99
RA-515	1,470	105
RA-516	0,894	105
RAL-004	0,392	76
RAL-006/SB	0,656	61
RAL-007/SB	1,241	61
RAL-013	0,168	9
RAL-020	0,215	9
RAL-021	0,176	9
RAL-021C	0,155	9
RAL-022	0,145	9
RAL-034	2,140	69
RAL-035	1,105	69
RAL-041	1,370	69
RAL-044/SB	1,750	68
RAL-046	4,624	85
RAL-049/SB	0,872	62
RAL-050/SB	0,774	62
RAL-051/SB	0,891	62
RAL-055SB	0,821	62
RAL-066	1,455	48
RAL-083	1,138	45
RAL-084	1,524	47
RAL-085	1,805	49
RAL-086	0,114	54
RAL-127	1,657	59
RAL-135	1,598	59
RAL-1494	2,767	51
RAL-1495	2,769	51
RAL-1496	1,583	52
RAL-247	0,210	108
RAL-286	0,265	81
RAL-306	0,404	111
RAL-306L	0,320	110
RAL-491	0,105	111
RAL-491L	0,090	110
RAL-501	1,176	82
RAL-528	0,588	89
RAL-689	0,990	90
RAL-699	0,653	91

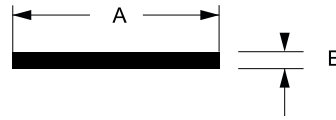
Código	Peso Kg/m	Página
RAL-713	0,910	111
RAL-713L	0,600	110
RAL-713R	0,567	110
RAL-714	0,390	111
RAL-714L	0,260	110
RAL-714R	0,250	110
RAL-780	0,296	8
RAL-782	0,951	90
RAL-783	1,162	90
RAL-784	0,901	91
RAL-858	0,746	68
RAL-977	1,035	91
RM-050	0,296	8
RM-110	0,125	9
SU-001	0,733	22
SU-002	0,691	22
SU-003	0,500	22
SU-004	0,506	23
SU-005	0,980	22
SU-006	1,086	22
SU-007	0,396	22
SU-008	0,244	23
SU-009	0,244	23
SU-010	1,021	24
SU-011	0,990	24
SU-012	0,536	24
SU-013	0,710	25
SU-014	0,587	25
SU-017	0,233	43
SU-018	0,659	26
SU-019	1,631	25
SU-039	0,575	28
SU-040	0,470	28
SU-041	0,478	28
SU-042	0,545	28
SU-047	0,998	30
SU-049	0,913	30
SU-050	0,921	23
SU-053	0,489	32
SU-055	0,517	33
SU-056	0,560	33
SU-057	0,650	33
SU-058	0,463	28
SU-060	0,978	31
SU-061	1,060	31
SU-068	0,552	35
SU-069	0,538	35
SU-070	0,485	35
SU-071	0,285	40
SU-072	0,439	40
SU-073	0,447	40

Código	Peso Kg/m	Página
SU-074	0,439	40
SU-079	0,352	38
SU-080	0,357	37
SU-081	0,409	37
SU-082	0,386	37
SU-083	0,733	39
SU-084	0,126	37
SU-085	0,460	38
SU-086	0,628	38
SU-088	0,312	38
SU-090	0,453	39
SU-091	0,401	39
SU-093	0,282	39
SU-094	0,371	39
SU-096	0,280	41
SU-097	0,401	41
SU-098	0,401	41
SU-099	0,230	41
SU-100	0,157	41
SU-102	0,104	43
SU-103	0,137	43
SU-107	0,271	43
SU-108	0,145	43
SU-110	0,534	42
SU-111	0,619	42
SU-120	0,401	42
SU-121	1,461	27
SU-122	1,471	27
SU-123	0,996	27
SU-186	0,467	34
SU-187	0,485	35
SU-188	0,575	34
SU-190	0,502	33
SU-191	0,455	35
SU-192	0,492	28
SU-200	0,398	37
SU-202	0,733	43
SU-203	0,137	43
SU-225	1,005	32
SU-225B	0,999	32
SU-226	1,014	34
SU-227	0,348	32
SU-228	0,667	26
SU-230	0,899	26
SU-238	0,624	33
SU-239	0,734	33
SU-241	0,567	42
SU-242	0,660	36
SU-243	0,618	36
SU-244	0,530	35
SU-245	0,597	36

Código	Peso Kg/m	Página
SU-246	0,642	32
SU-250	0,736	29
SU-260	0,733	26
SU-271	0,348	43
SU-276	0,168	39
SU-279	0,522	42
SU-280	0,875	29
SU-280/B	0,981	29
SU-289	1,217	31
SU-290	1,066	31
SU-291	0,263	23
SU-292	0,206	37
SU-302	0,225	23
T-214	0,200	80
U-1049	1,500	83
U-1076	0,190	21
U-1098	0,560	83
U-1108	0,360	109
U-1108D	0,500	109
U-482	0,116	17
U-495	0,171	80
U-496	0,380	80
U-497	0,570	80
U-498	0,285	80
U-522	0,100	12
U-555	0,200	109
U-555	0,200	111
U-555G	0,333	109
U-555G	0,333	111
U-555L	0,158	109
U-615	0,434	97
U-621	0,265	97
U-681	0,113	15
U-877	0,350	98
U-878	0,434	98
U-990	0,650	83
US-201	0,275	75
US-285	0,560	75
US-294	0,260	75
VZ-006	0,560	76
VZ-051	0,270	75
VZ-060	0,394	76
VZ-063	0,263	76
Y-126	0,390	12
Y-181	0,570	19
Y-335	0,792	89
Y-343	0,284	111
Z-063	0,324	80
Z-181	0,532	18
Z-201	0,275	75
Z-248	0,298	76

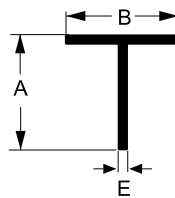


Barra chata



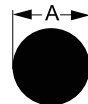
CÓDIGO	KG/METRO	MILÍMETRO		POLEGADA	
		A	E	A	E
BAR-012	0,109	12,70	3,18	1/2"	1/8"
BAR-013	0,136	15,87	3,18	5/8"	1/8"
BAR-049	0,209	15,87	4,76	5/8"	3/16"
BAR-014	0,163	19,05	3,18	3/4"	1/8"
BAR-050	0,245	19,05	4,76	3/4"	3/16"
BAR-016	0,220	25,40	3,18	1"	1/8"
BAR-053	0,327	25,40	4,76	1"	3/16"
BAR-019	0,272	31,75	3,18	1.1/4"	1/8"
BAR-093	0,544	31,75	6,65	1.1/4"	1/4"
BC-040	0,818	31,75	9,52	1.1/4"	3/8"
BAR-022	0,324	38,10	3,18	1.1/2"	1/8"
BAR-027	0,437	50,80	3,18	2"	1/8"

Perfil "T"



CÓDIGO	KG/METRO	MILÍMETRO			POLEGADA		
		A	B	C	A	B	C
T-076	0,213	25,40	25,40	1,58	1"	1"	1/16"

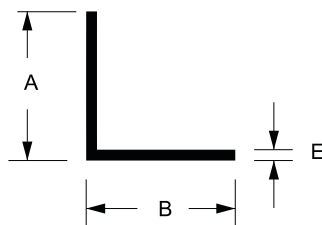
Vergalhão Redondo



CÓDIGO	KG/METRO	MILÍMETRO	POLEGADA
		A	A
VER-002	0,085	6,35	1/4"
VER-011	0,342	12,70	1/2"

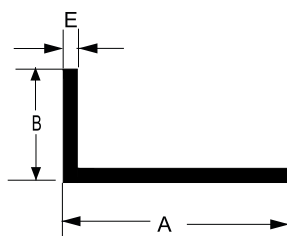


Cantoneira de abas iguais



CÓDIGO	KG/METRO	MILÍMETRO			POLEGADA		
		A	B	C	A	B	C
L-002	0,100	12,70	12,70	1,59	1/2"	1/2"	1/16"
L-405	0,132	15,87	15,87	1,59	5/8"	5/8"	1/16"
L-009	0,167	19,05	19,05	1,59	3/4"	3/4"	1/16"
L-013	0,210	25,40	25,40	1,59	1"	1"	1/16"
L-014	0,410	25,40	25,40	3,18	1"	1"	1/8"
L-018	0,516	31,75	31,75	3,18	1.1/4"	1.1/4"	1/8"
L-744	0,334	38,10	38,10	1,59	1.1/2"	1.1/2"	1/16"
L-022	0,673	38,10	38,10	3,18	1.1/2"	1.1/2"	1/8"
L-612	0,567	50,80	50,80	2,00	2"	2"	-
L-025	0,840	50,80	50,80	3,18	2"	2"	1/8"
L-026	1,272	50,80	50,80	4,76	2"	2"	3/16"

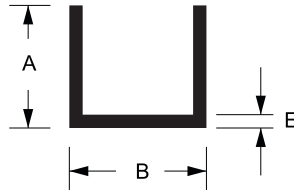
Cantoneira de abas desiguais



CÓDIGO	KG/METRO	MILÍMETRO			POLEGADA		
		A	B	C	A	B	C
L-500	0,149	25,40	12,70	1,60	1"	1/2"	-
L-093	0,180	25,40	12,70	2,40	1"	1/2"	-
CT-218	0,346	50,80	31,75	1,58	2"	1.1/4"	1/16"
CT-217	0,516	50,80	25,40	3,00	2"	1"	-

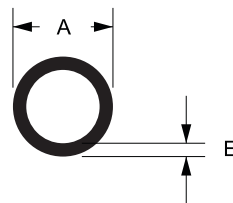


Perfil U



CÓDIGO	KG/METRO	MILÍMETRO			POLEGADA		
		A	B	E	A	B	E
U-036	0,108	9,53	9,53	1,59	3/8"	3/8"	1/16"
U-044	0,133	12,70	12,70	1,59	1/2"	1/2"	1/16"
U-306	0,266	12,70	12,70	3,18	1/2"	1/2"	1/8"
U-509	0,187	15,87	15,87	1,59	5/8"	5/8"	1/16"
PU-041	0,144	22,00	11,00	1,00	-	-	-
PU-042	0,157	22,00	14,00	1,00	-	-	-
U-555	0,200	25,00	15,00	1,20	-	-	-
U-555G	0,333	50,00	15,00	1,40	-	-	1,16"

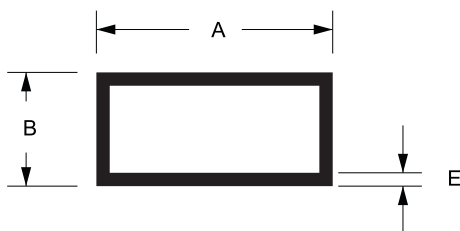
Tubo Redondo



CÓDIGO	KG/METRO	MILÍMETRO		POLEGADA	
		A	E	A	E
TR-002	0,100	9,53	1,58	3/8"	1/16"
TR3/8*1,20	0,085	9,53	1,20	3/8"	-
TR1/2*1,00	0,100	12,70	1,00	1/2"	-
TR1/2*1,58	0,150	12,70	1,58	1/2"	1/16"
TR1/2X1,20	0,117	12,70	1,00	1/2"	-
TR-014	0,182	15,88	1,58	5/8"	1/16"
TR-020	0,190	19,05	1,58	3/4"	1/16"
TR3/4X1	0,141	19,05	1,00	3/4"	-
TR3/4X1,20	0,182	19,05	1,20	3/4"	-
TR-035	0,279	22,23	1,58	7/8"	1/16"
TR-040	0,338	25,40	1,58	1"	1/16"
TR1"X1	0,206	25,40	1,00	1"	-
TR-055	0,405	31,75	1,58	1.1/4"	1/16"
TR-070	0,315	38,20	1,10	1.1/2"	-
TR-098	0,506	50,80	1,20	2"	-
TR3"*130	0,821	76,20	1,30	3"	-



Tubo Retangular



CÓDIGO	KG/METRO	MILÍMETRO			POLEGADA		
		A	B	C	A	B	C
TUB-4501L	0,196	25,40	12,70	1,00	1"	1/2"	-
TUB-4509L	0,260	30,00	20,00	1,58	-	-	1/16"
TUB-4509	0,276	30,00	20,00	2,00	-	-	-
TUB-4545	0,395	38,10	25,40	1,58	1.1/2"	1"	1/16"
TUB40*19,05*1,20	0,368	40,00	19,05	1,20	-	3/4"	-
TUB-4569	0,615	50,50	25,40	1,50	2"	1"	
TUB-4513	0,700	50,50	38,10	1,58	2"	1.1/2"	1/16"
TUB-4536L	0,365	50,80	12,70	1,00	2"	1/2"	-
TUB-4536	0,375	50,80	12,70	1,58	2"	1/2"	-
TUB-4576	0,467	50,80	25,40	1,00	2"	1"	
TUB-4591	0,603	76,20	25,40	1,58	2"	1"	1/16"
TUB-4517	0,846	76,20	38,10	1,40	3"	1.1/2"	
TUB-4537/L	1,407	101,60	38,10	2,00	4"	1.1/2"	
TUB-4599L	1,055	101,60	50,80	1,30	4"	2"	
TUB-4599	1,372	101,60	50,80	1,70	4"	2"	
TUB-4530	2,230	101,60	50,80	3,05	4"	2"	
TUB-4520	3,152	152,40	38,10	3,20	6"	1.1/2"	
TUB-4559L	1,622	152,40	50,80	1,94	6"	2"	
TUB-4559	3,206	152,40	50,80	3,00	6"	2"	

Tubo Quadrado

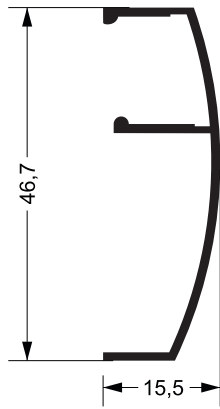


CÓDIGO	KG/METRO	MILÍMETRO		POLEGADA	
		A	E	A	E
TUB-4001	0,200	12,70	1,58	1/2"	1/16"
TUB-4002	0,232	15,88	1,58	5/8"	1/16"
TUB-4002L	0,191	15,88	1,20	5/8"	-
TUB-4003	0,284	19,05	1,58	3/4"	1/16"
TUB-4003L	0,199	19,05	1,00	3/4"	-
TUB-4008L	0,273	25,40	1,00	1"	-
TUB-4008	0,400	25,40	1,58	1"	1/16"
TUB-4011	0,519	31,75	1,58	1.1/4"	1/16"
TUB-4014	0,593	38,10	1,58	1.1/2"	1/16"
TUB-4021	0,793	50,80	1,40	2"	-
TQ-017	1,057	50,80	2,00	2"	-
TUB-4020	0,843	50,80	1,58	2"	1/16"
TQ-075	0,960	75,00	1,20		
TUB-4024	1,350	76,20	1,58	3"	1/16"
TUB-4054	2,251	101,60	2,50	4"	-

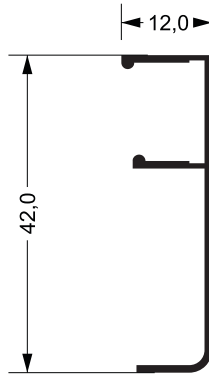


raltex
PERFIS DE ALUMÍNIO

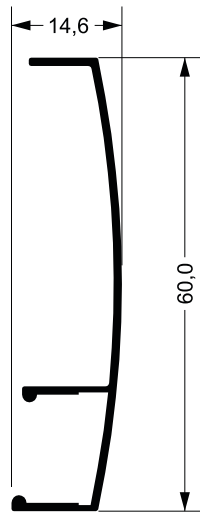
Arremates



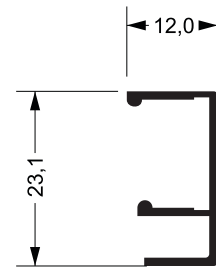
CM-012
0,260 kg/m



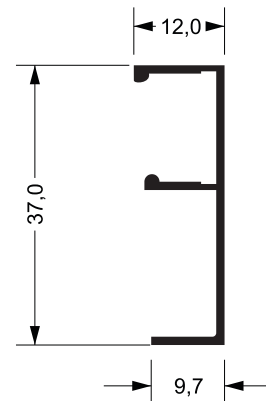
MN-014
0,220 kg/m



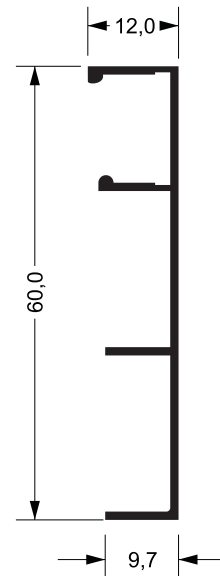
RM-050
0,296 kg/m



ME-092
0,160 kg/m



MP-347
0,200 kg/m

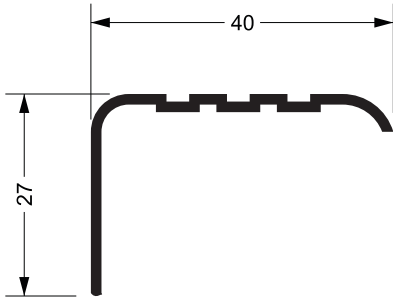


RAL-780
0,296 kg/m

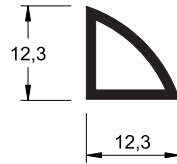


Arremates e Soleiras

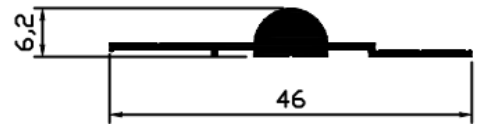
raltex
PERFIS DE ALUMÍNIO



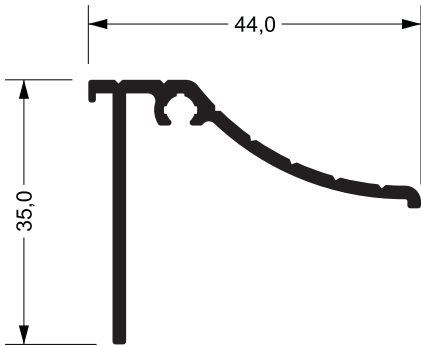
ME-013
0,217 kg/m



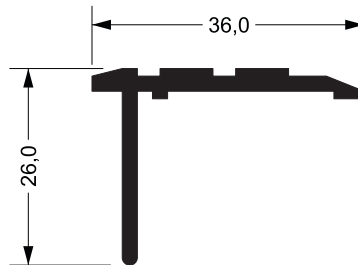
RM-110
0,125 kg/m



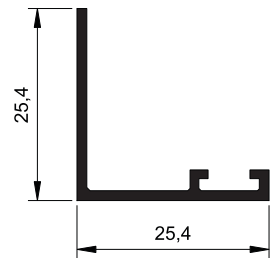
RAL-020
0,215 kg/m



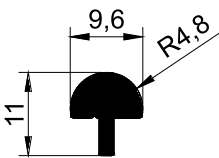
CM-169
0,361 kg/m



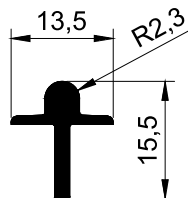
L-516
0,295 kg/m



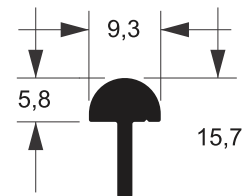
RAL-013
0,168 kg/m



RAL-021C
0,155 kg/m



RAL-022
0,145 kg/m

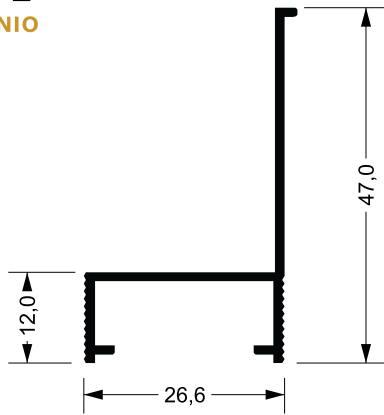


RAL-021
0,176 kg/m

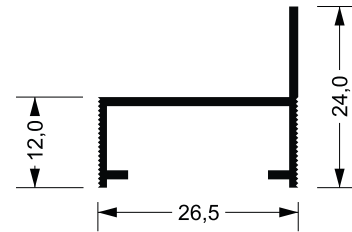


raltex
PERFIS DE ALUMÍNIO

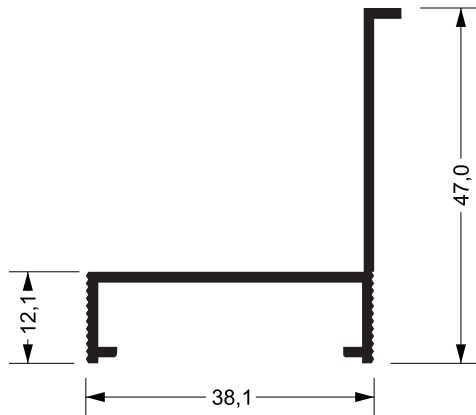
Contra Marco



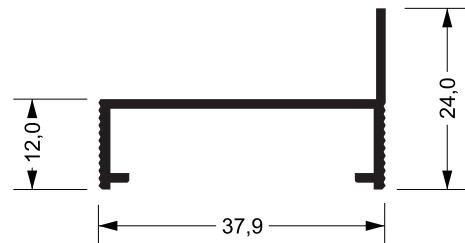
CM-151
0,322 kg/m



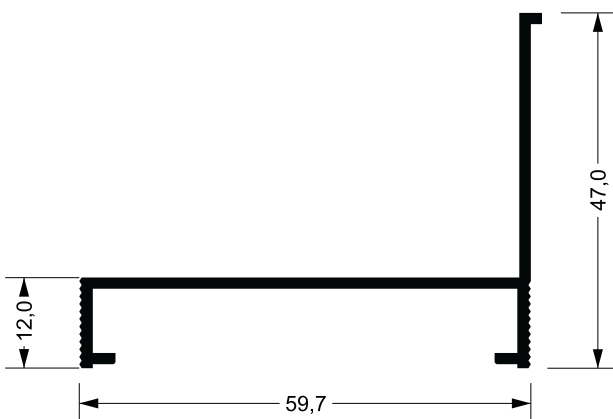
CM-063
0,175 kg/m



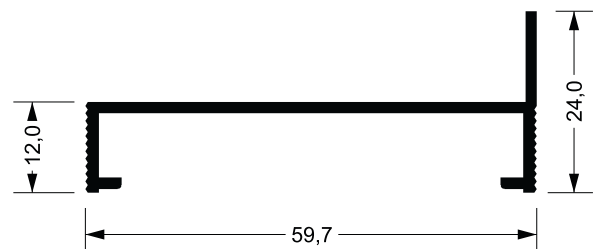
CM-098
0,381 kg/m



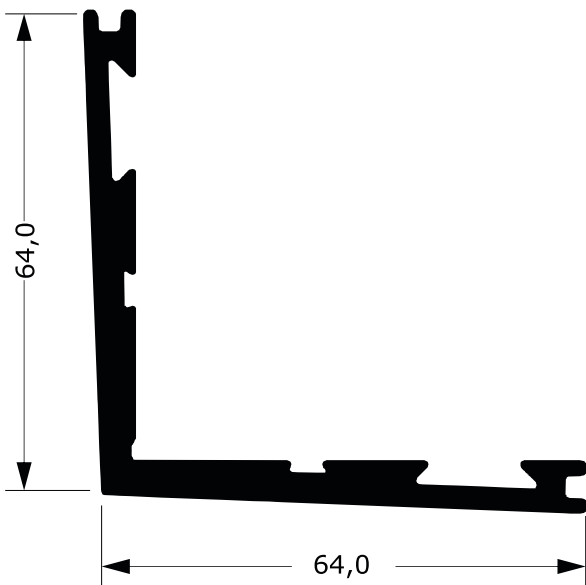
CM-060
0,220 kg/m



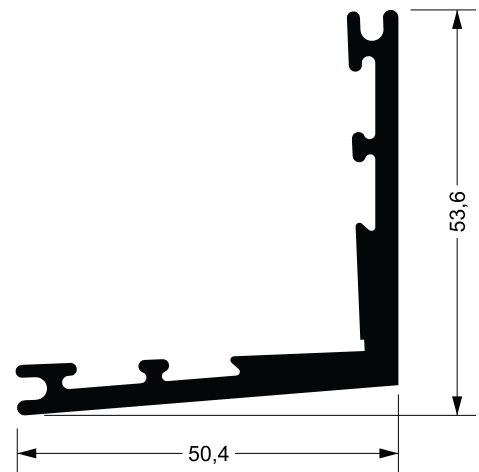
CM-173
0,509 kg/m



CM-174
0,409 kg/m



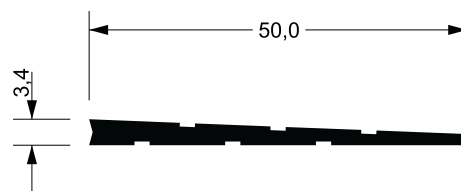
CL-009
1,590 kg/m



CL-006
1,047 kg/m



BAR-4037
0,382 kg/m

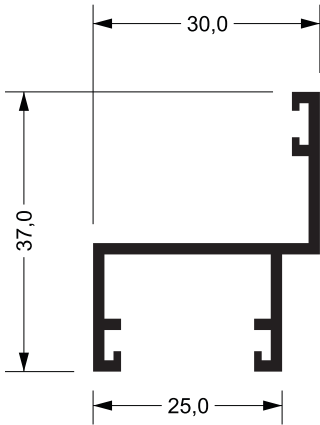


CL-011
0,335 kg/m

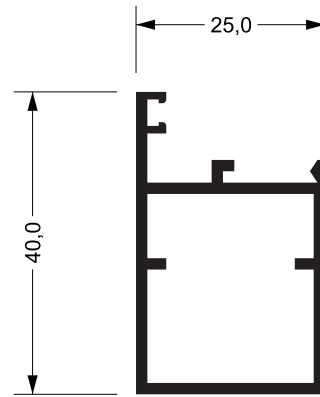


raltex
PERFIS DE ALUMÍNIO

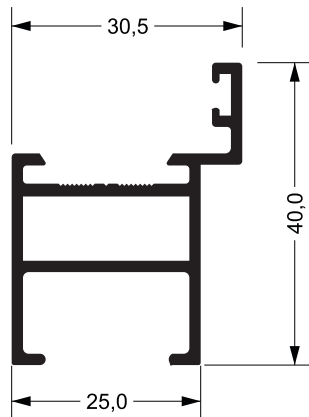
Linha 25



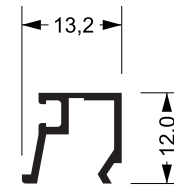
Y-126
0,390 kg/m



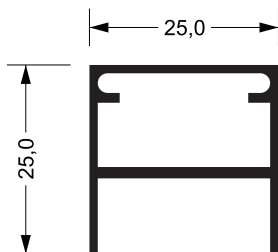
P-140
0,434 kg/m



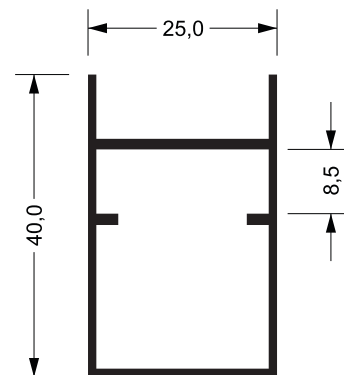
P-412
0,570 kg/m



U-522
0,100 kg/m



A-056
0,373 kg/m

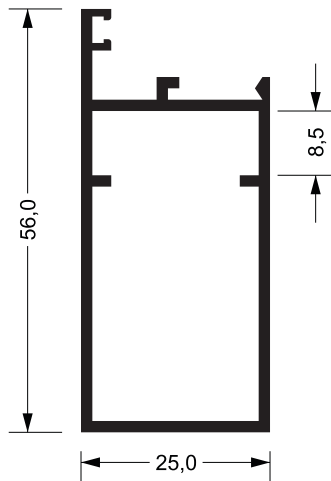


A-055
0,483 kg/m

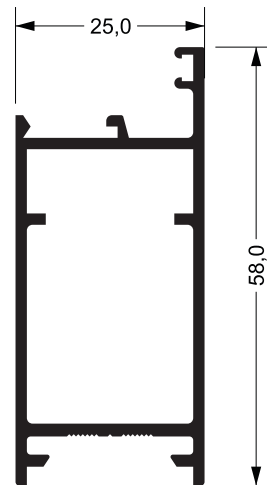


raltex
PERFIS DE ALUMÍNIO

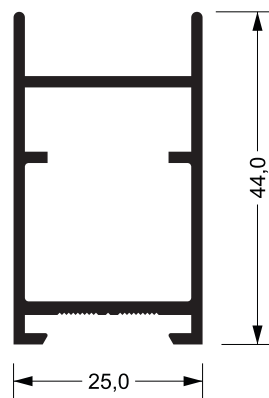
Linha 25



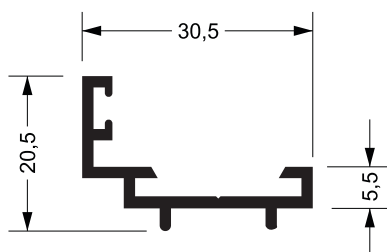
P-318
0,653 kg/m



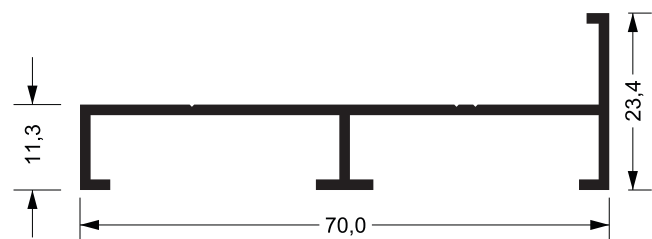
P-414
0,699 kg/m



A-207
0,582 kg/m



L-715
0,275 kg/m

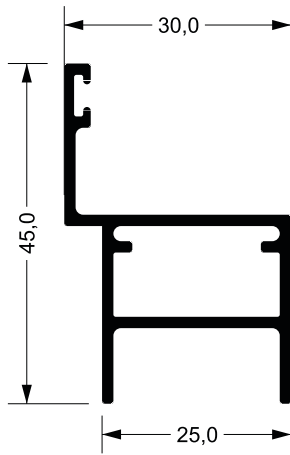


E-277
0,509 kg/m

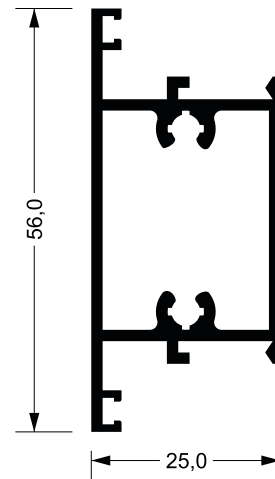


raltex
PERFIS DE ALUMÍNIO

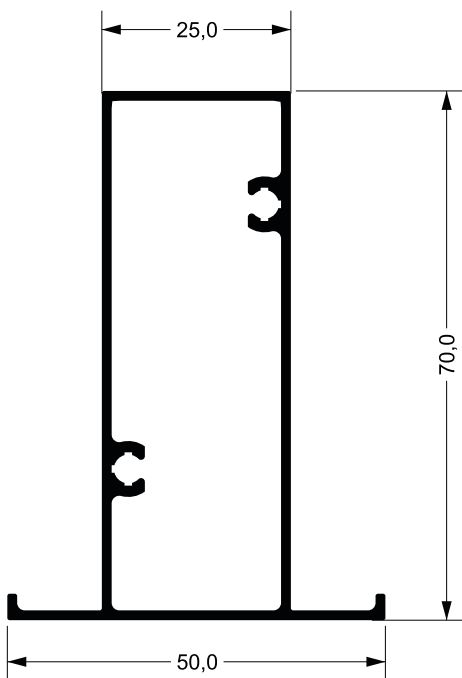
Linha 25



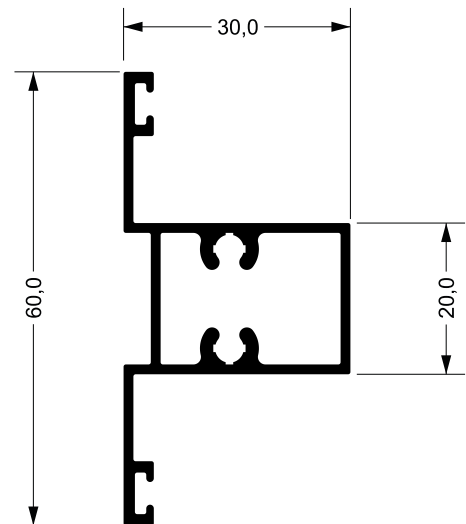
P-155
0,531 kg/m



P-319
0,582 kg/m



P-274
0,985 kg/m

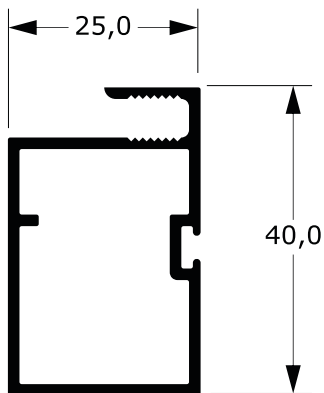


P-574
0,634 kg/m

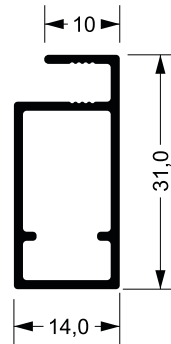


raltex
PERFIS DE ALUMÍNIO

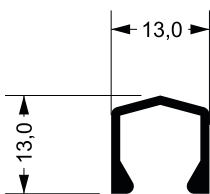
Linha 25



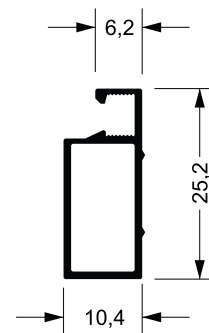
P-227
0,549 kg/m



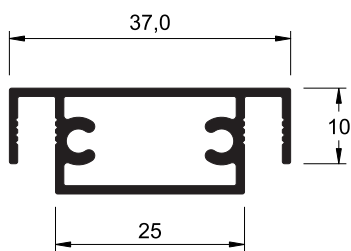
P-227A
0,295 kg/m



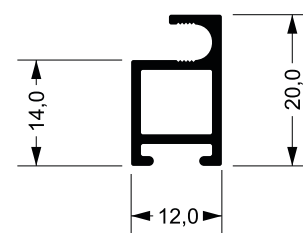
U-681
0,113 kg/m



CX-003
0,198 kg/m



78-1153C
0,377 kg/m

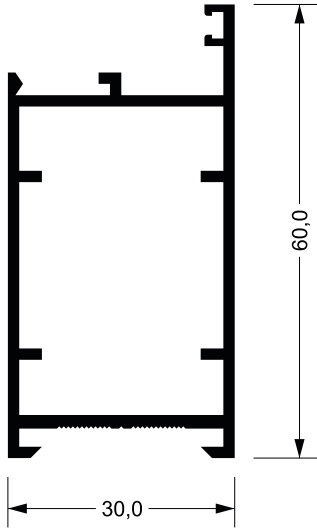


A-058
0,203 kg/m

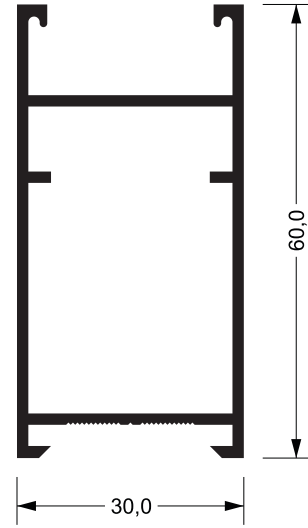


raltext
PERFIS DE ALUMÍNIO

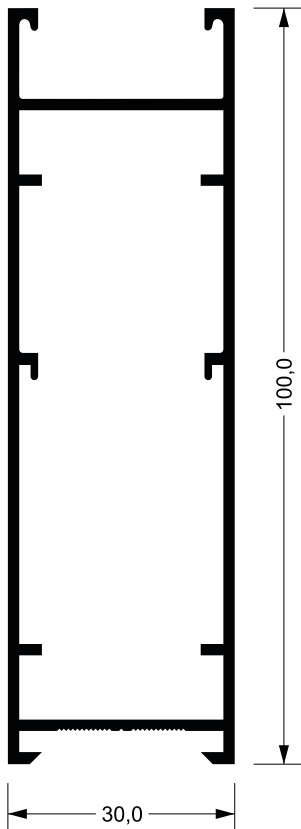
Linha 30



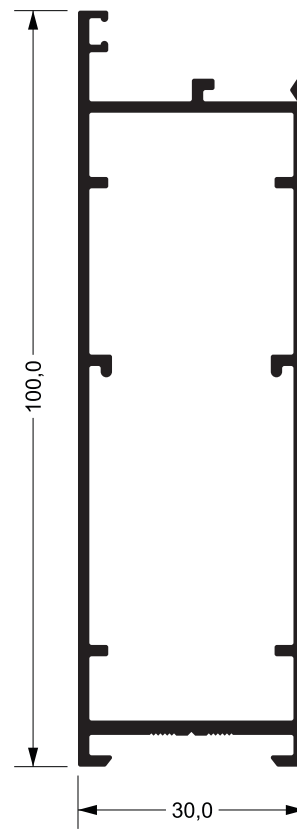
P-270
0,800 kg/m



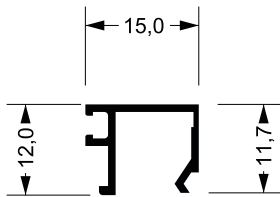
A-144
0,730 kg/m



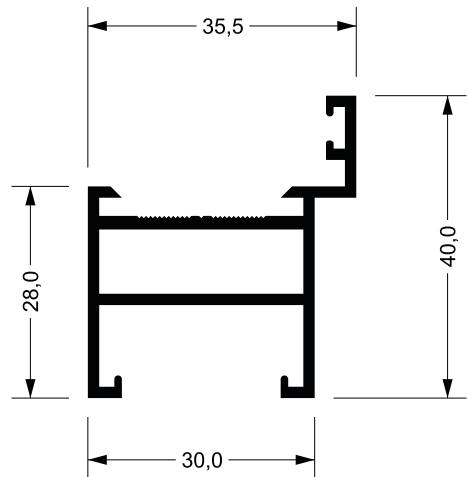
CX-190
1,085 kg/m



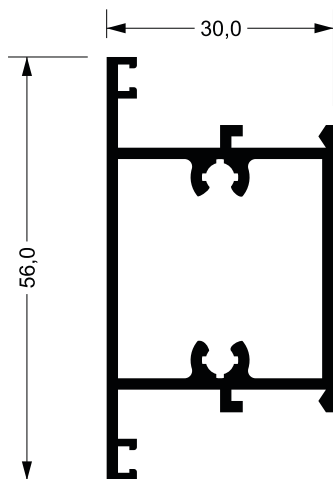
P-264
1,122 kg/m



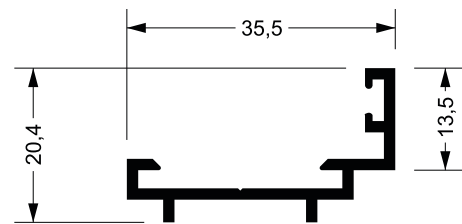
U-482
0,116 kg/m



P-273
0,552 kg/m



P-078
0,805 kg/m

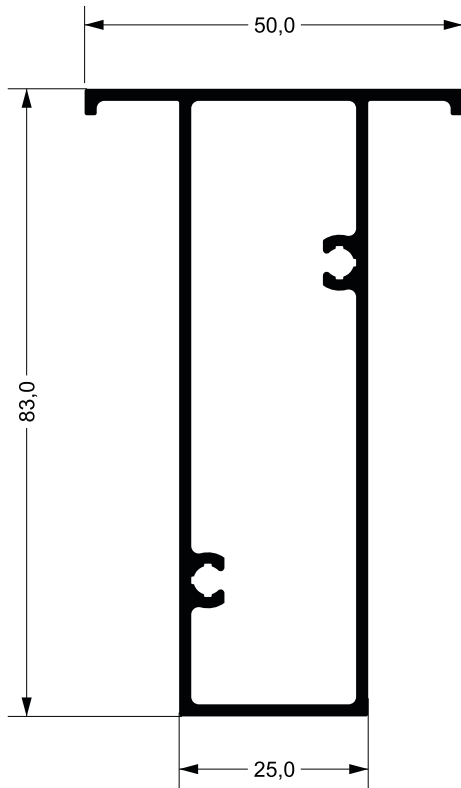


L-519
0,300 kg/m

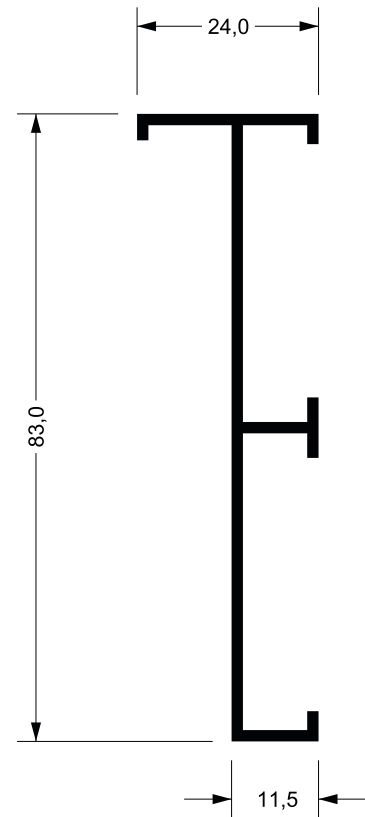


raltex
PERFIS DE ALUMÍNIO

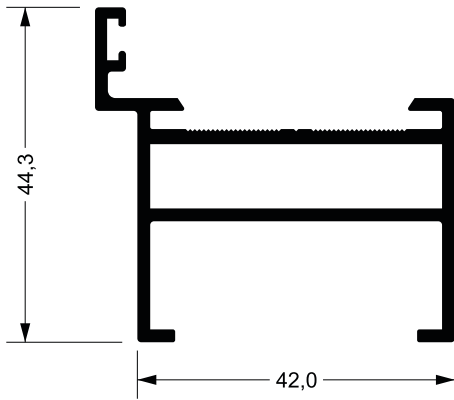
Linha 30



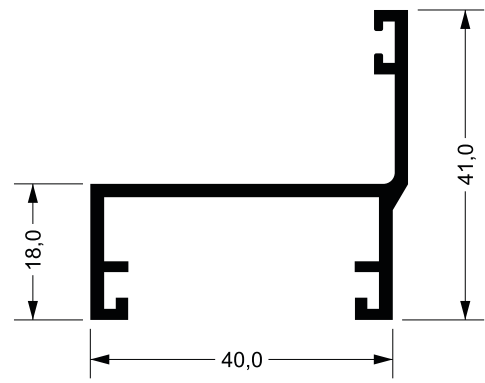
P-258
1,187 kg/m



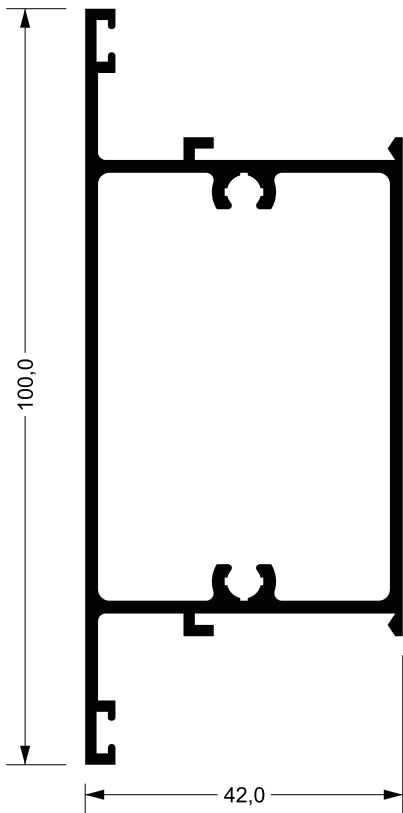
Z-181
0,532 kg/m



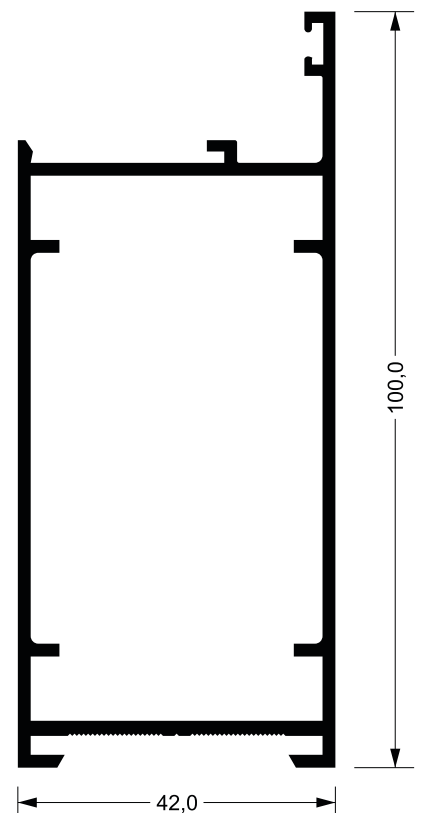
P-280
0,825 kg/m



Y-181
0,570 kg/m



P-279
1,079 kg/m

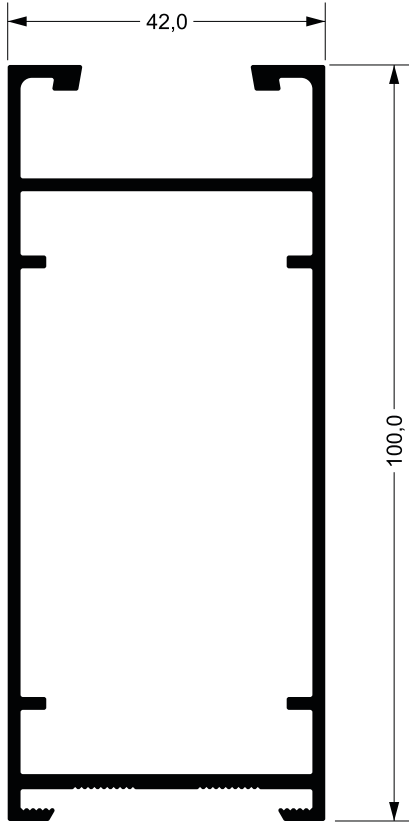


P-268
1,362 kg/m

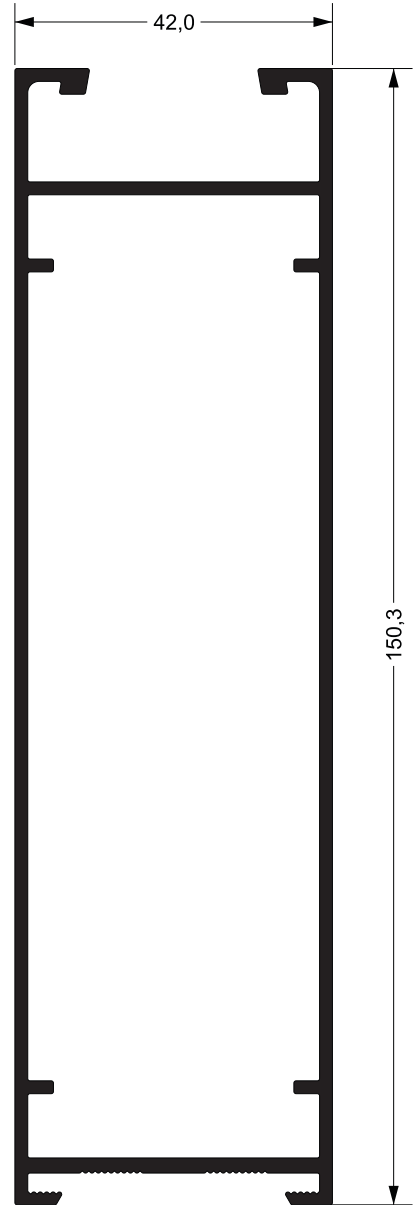


raltext
PERFIS DE ALUMÍNIO

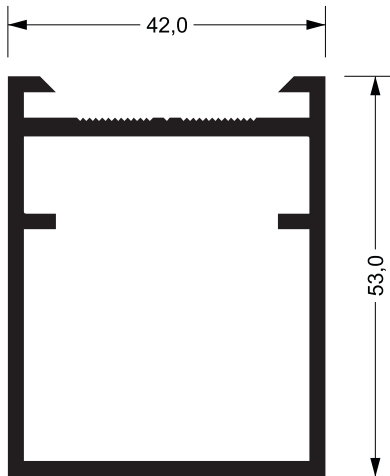
Linha 42



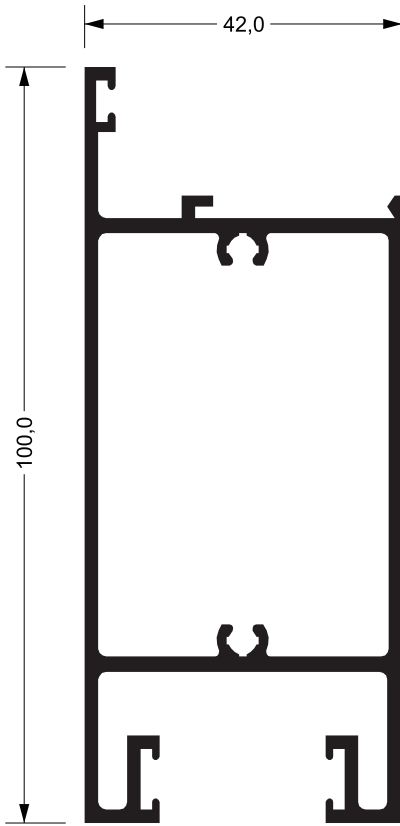
781730C
1,490 kg/m



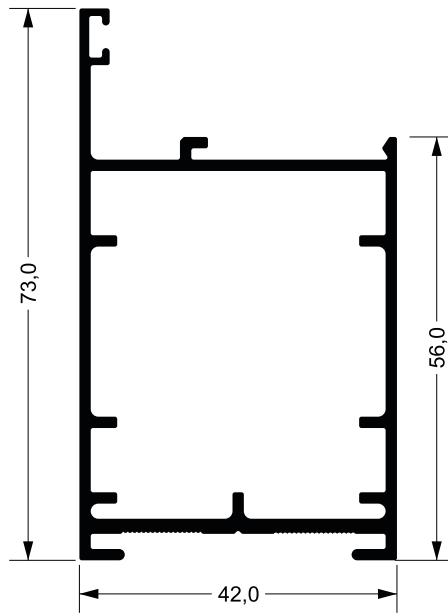
CX-191
1,930 kg/m



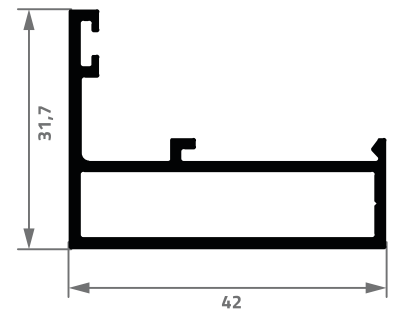
A-104
0,870 kg/m



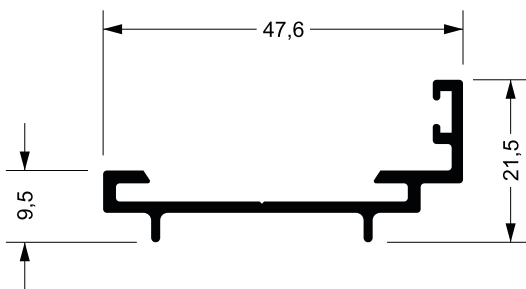
A-103
1,545 kg/m



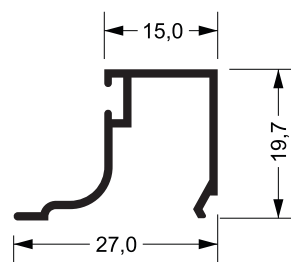
P-250
1,166 kg/m



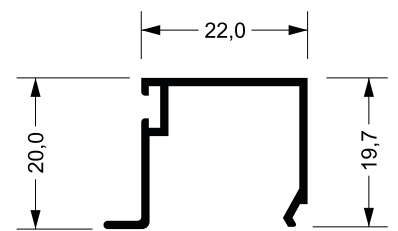
P-253
0,577 kg/m



L-521
0,331 kg/m



BG-023
0,216 kg/m

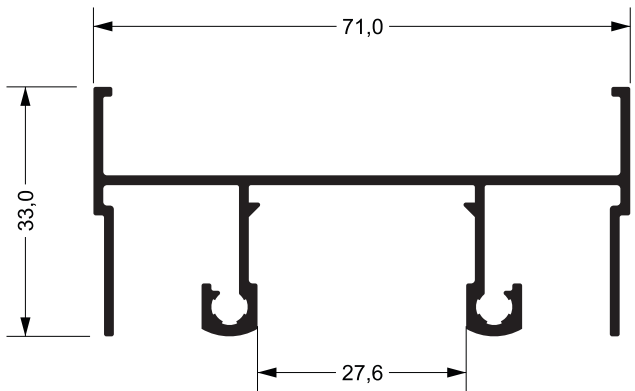


U-1076
0,190 kg/m

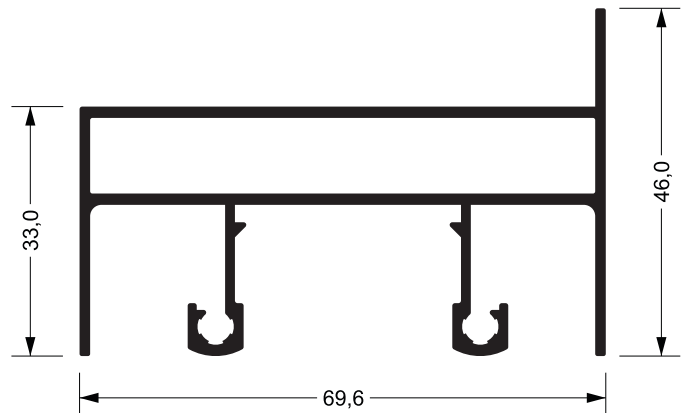


raltex
PERFIS DE ALUMÍNIO

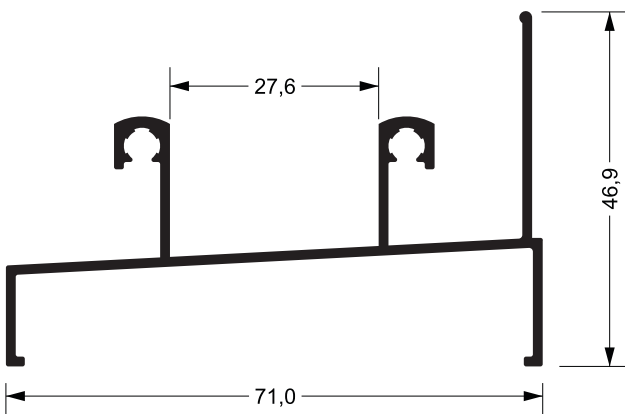
Suprema



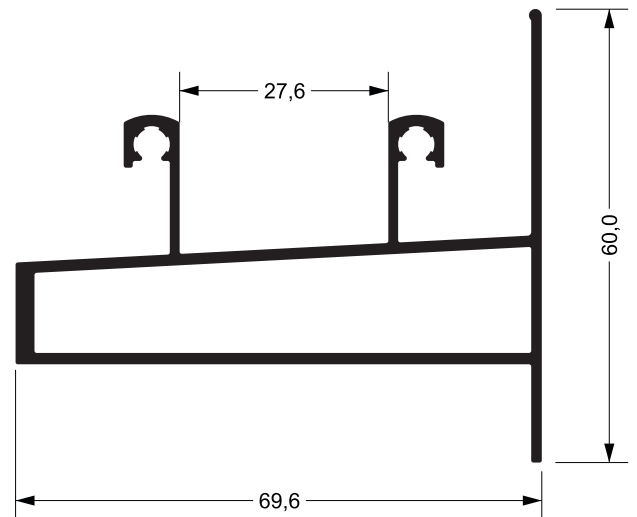
SU-001
0,733 kg/m



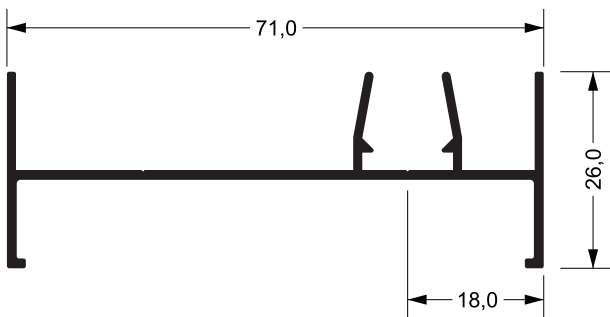
SU-005
0,980 kg/m



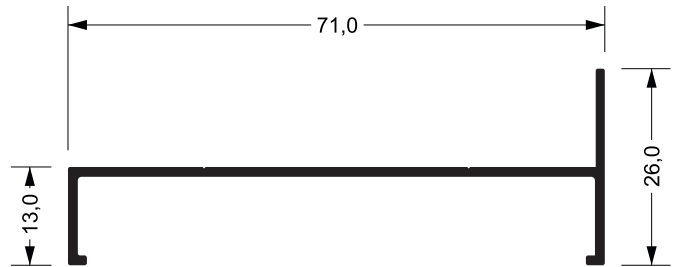
SU-002
0,691 kg/m



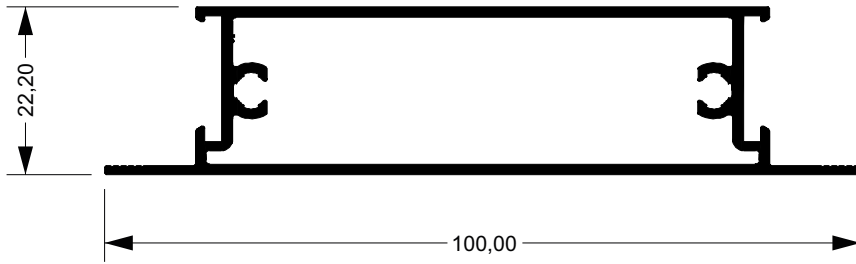
SU-006
1,086 kg/m



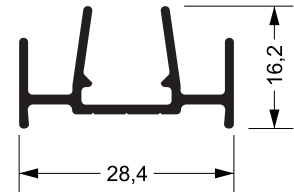
SU-003
0,500 kg/m



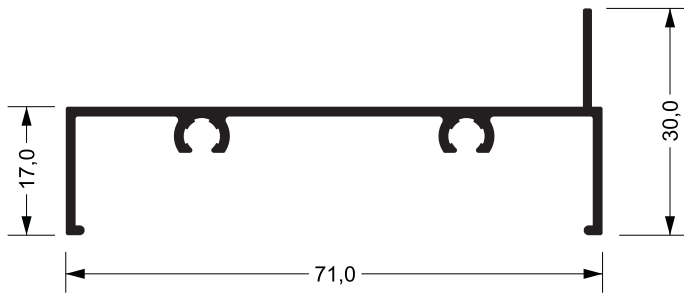
SU-007
0,396 kg/m



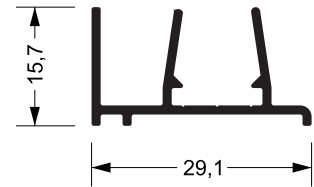
SU-050
0,921 kg/m



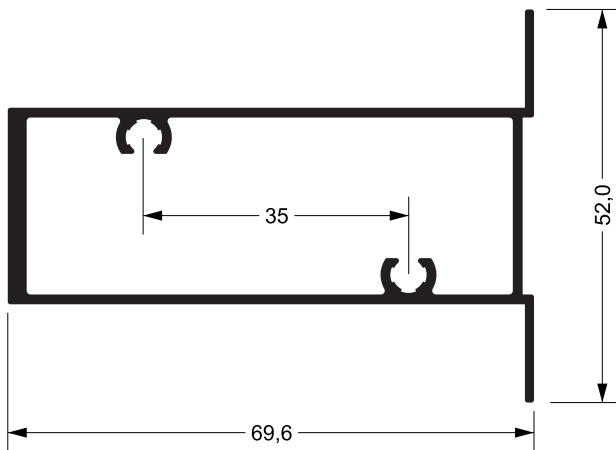
SU-291
0,263 kg/m



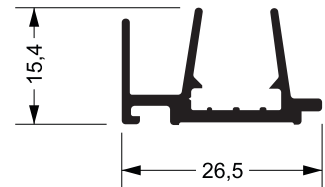
SU-004
0,506 kg/m



SU-008
0,244 kg/m



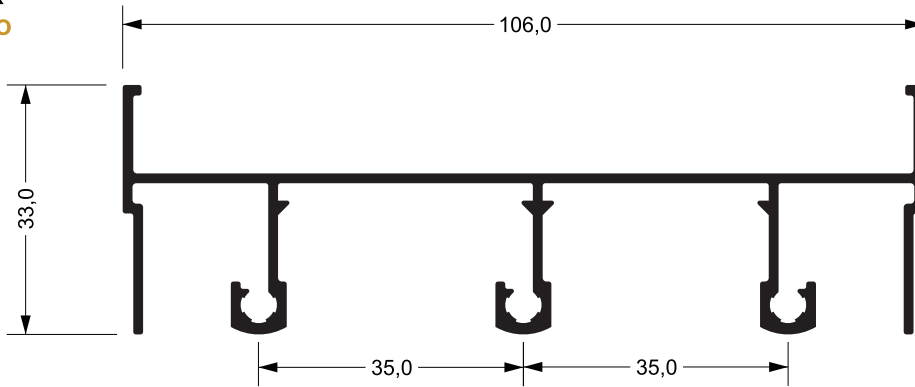
SU-009
0,980 kg/m



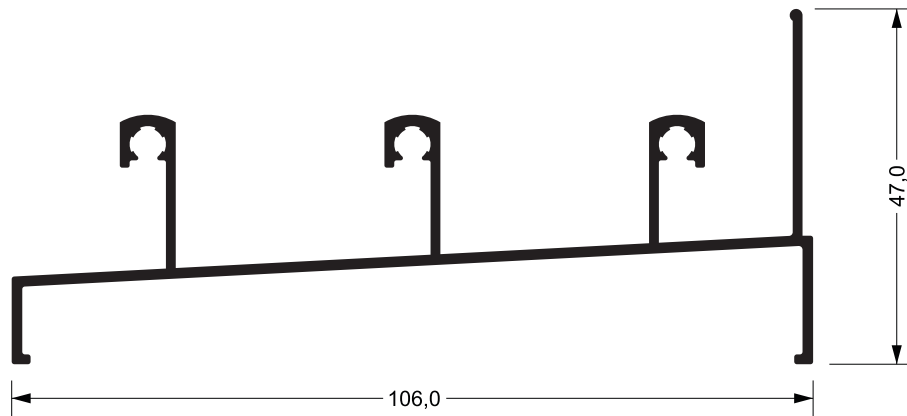
SU-302
0,225 kg/m



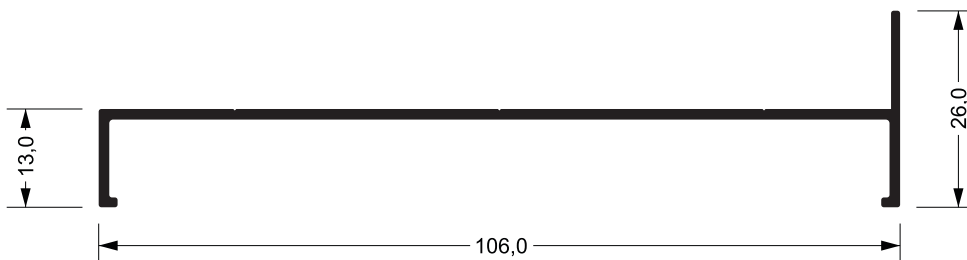
raltex
PERFIS DE ALUMÍNIO



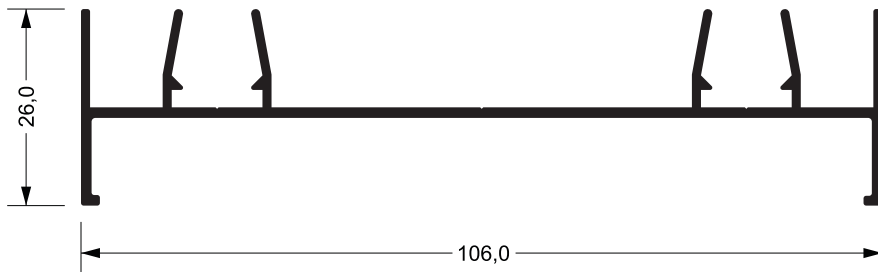
SU-010
1,021 kg/m



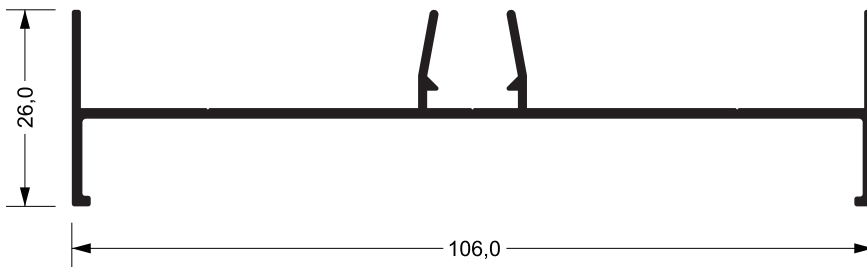
SU-011
0,990 kg/m



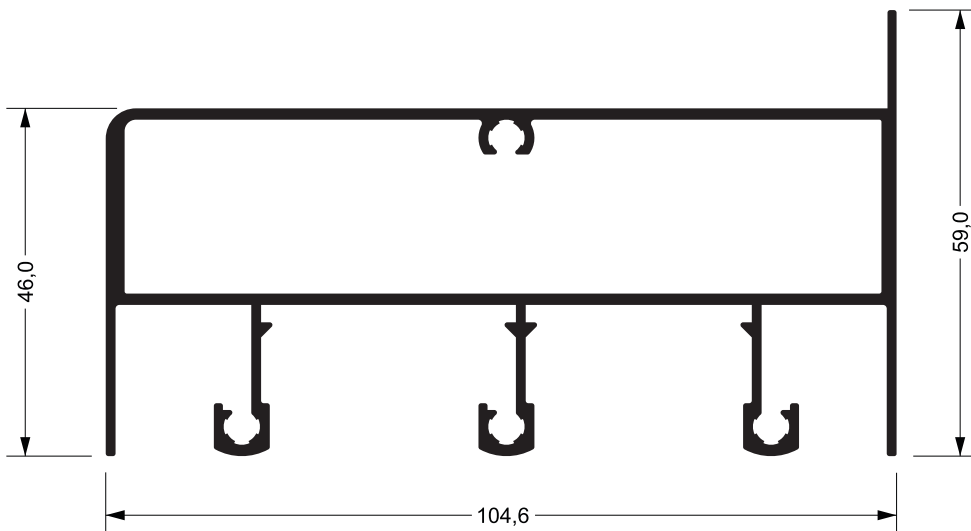
SU-012
0,536 kg/m



SU-013
0,710 kg/m



SU-014
0,587 kg/m

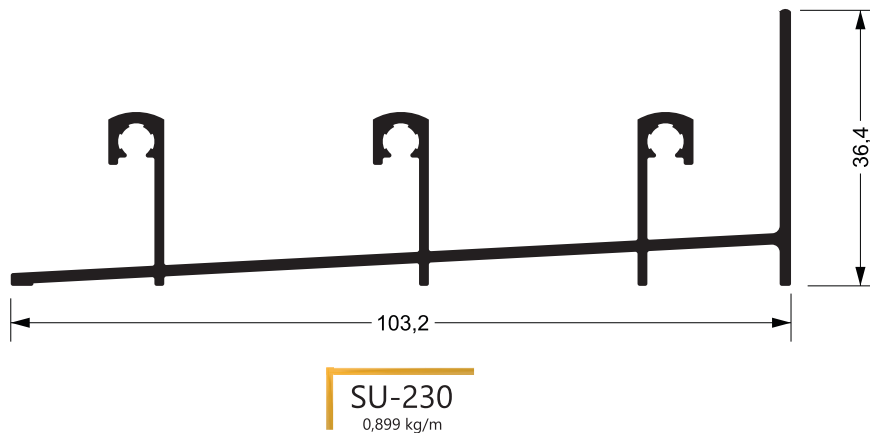
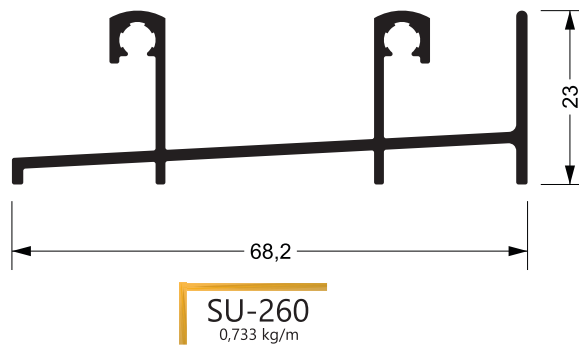
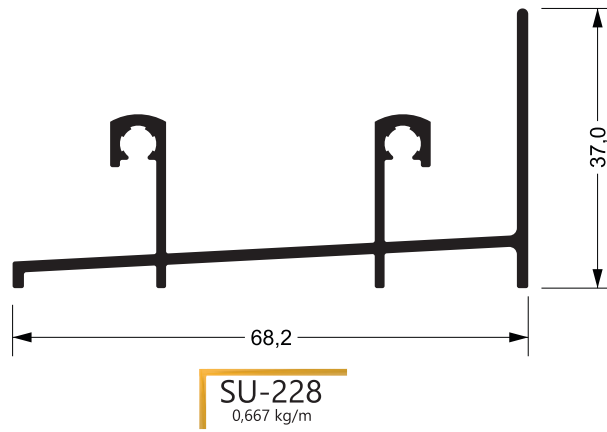
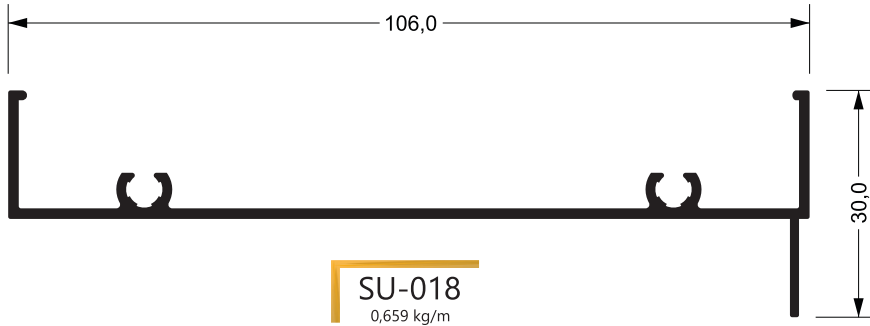


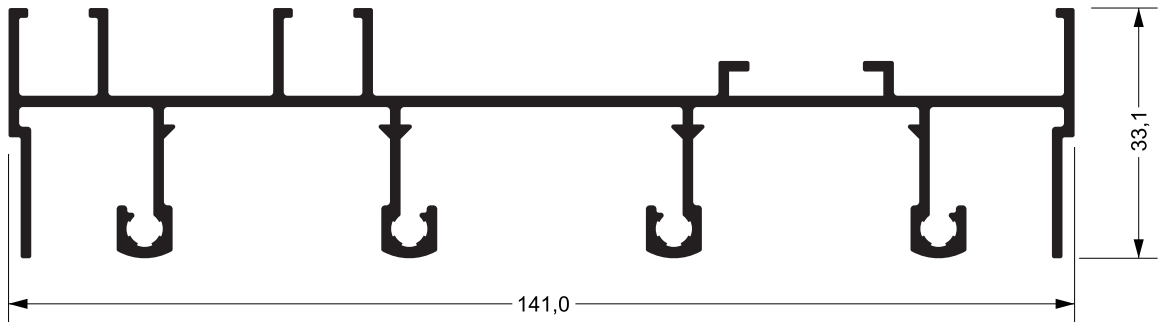
SU-019
1,631 kg/m



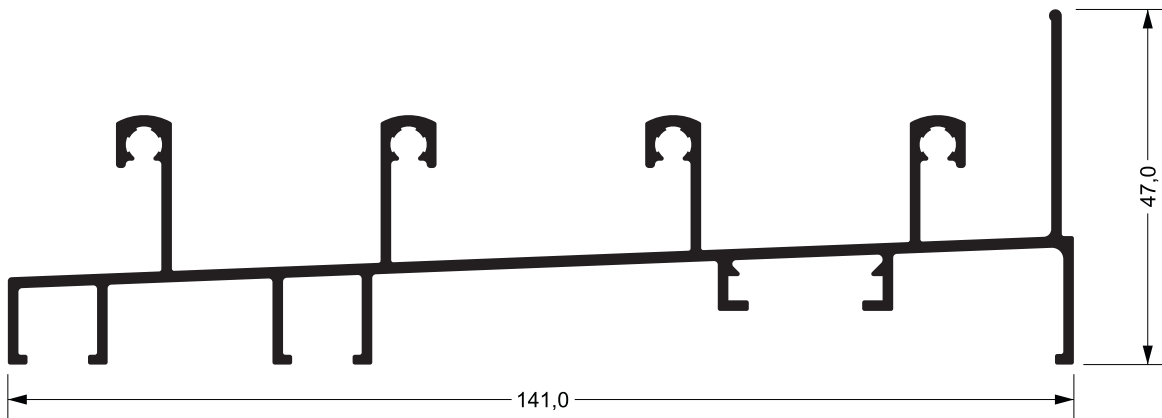
raltex
PERFIS DE ALUMÍNIO

Suprema

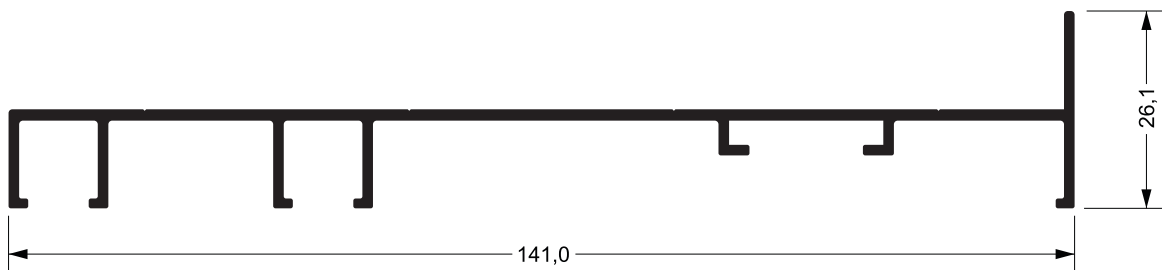




SU-121
1,461 kg/m



SU-122
1,471 kg/m

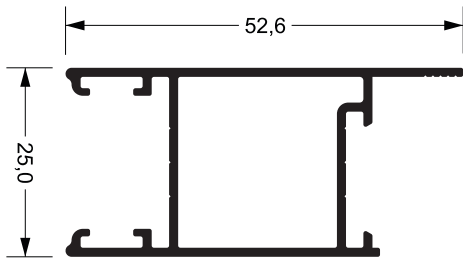


SU-123
0,996 kg/m

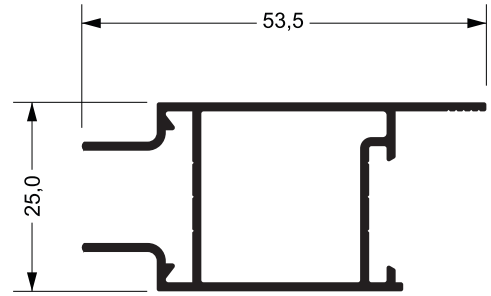


raltex
PERFIS DE ALUMÍNIO

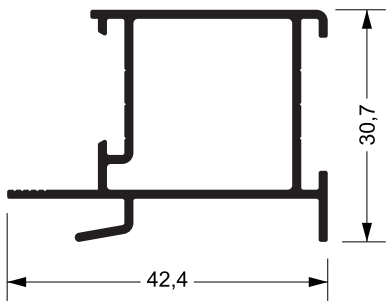
Suprema



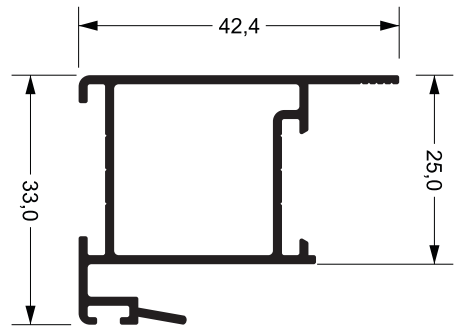
SU-039
0,575 kg/m



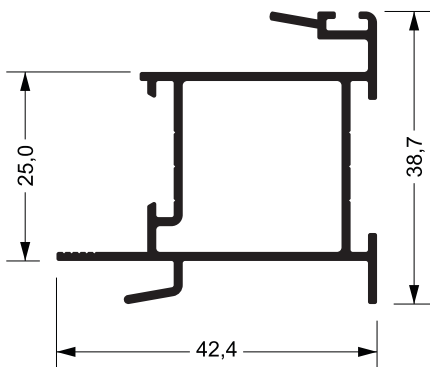
SU-192
0,492 kg/m



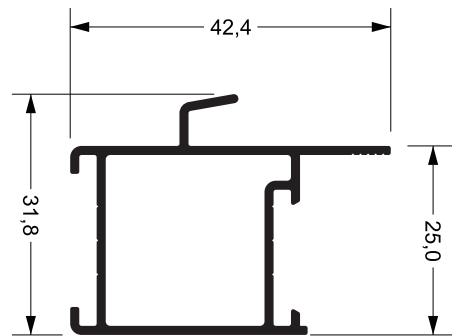
SU-040
0,470 kg/m



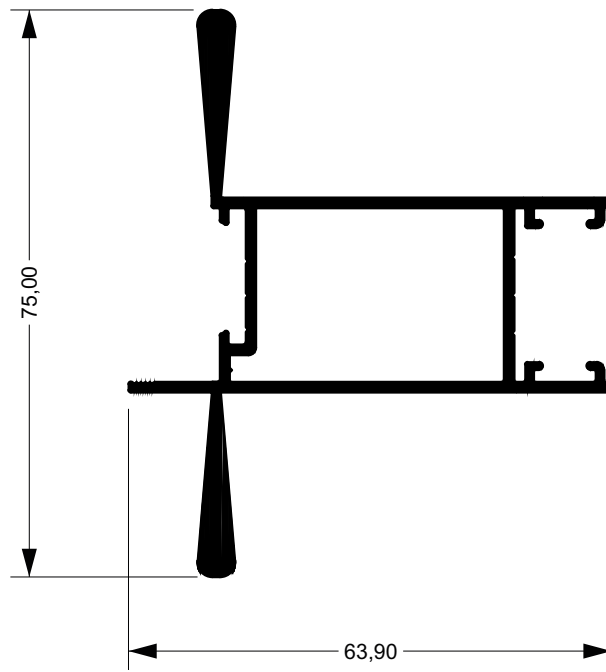
SU-041
0,478 kg/m



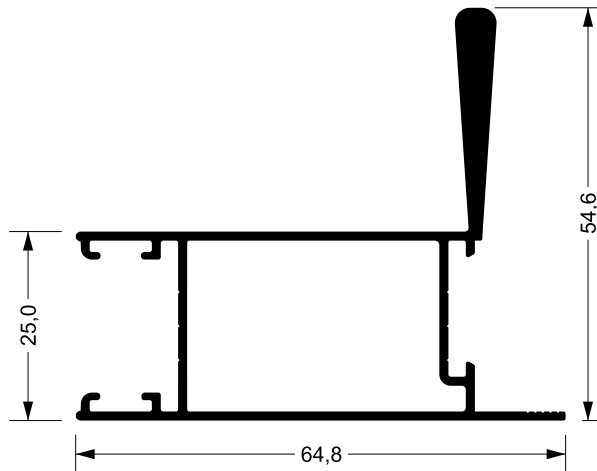
SU-042
0,545 kg/m



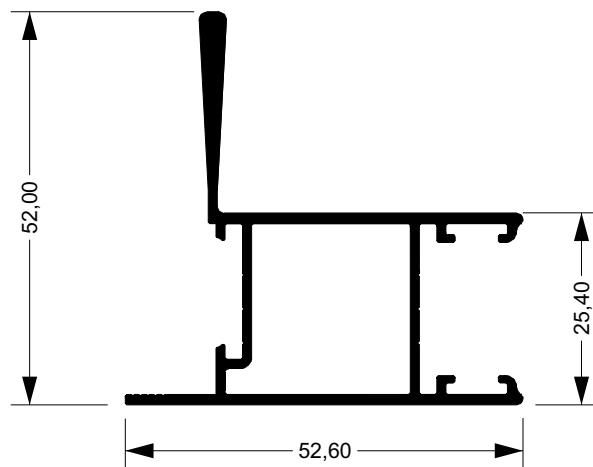
SU-058
0,463 kg/m



SU-280B
1,003 kg/m



SU-280
0,875 kg/m

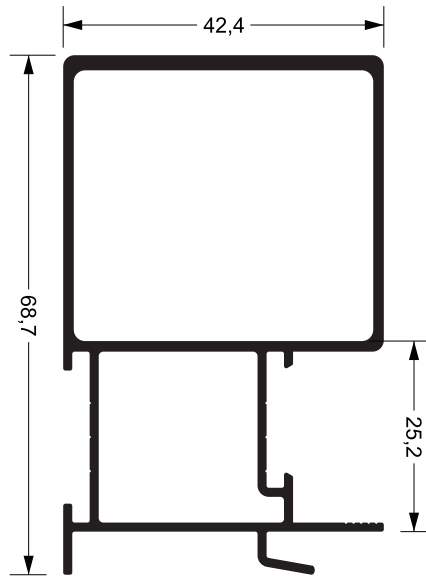


SU-250
0,736 kg/m

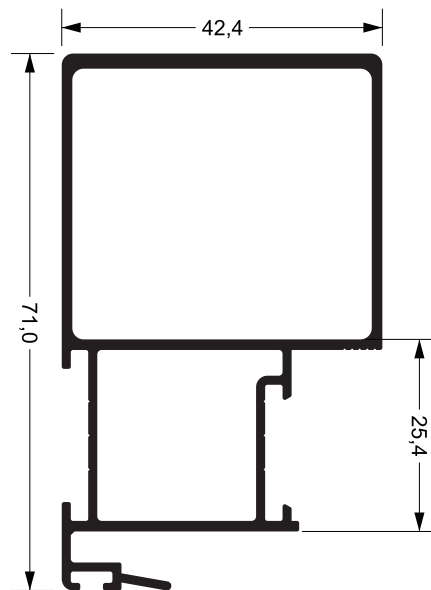


raltex
PERFIS DE ALUMÍNIO

Suprema



SU-047
0,998 kg/m

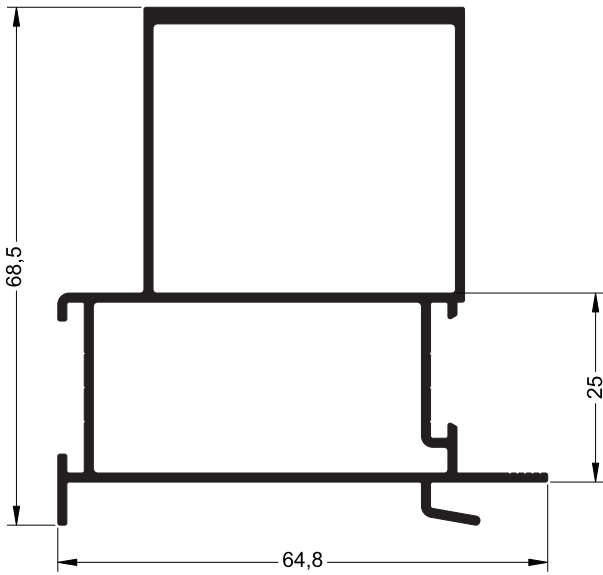


SU-049
0,913 kg/m

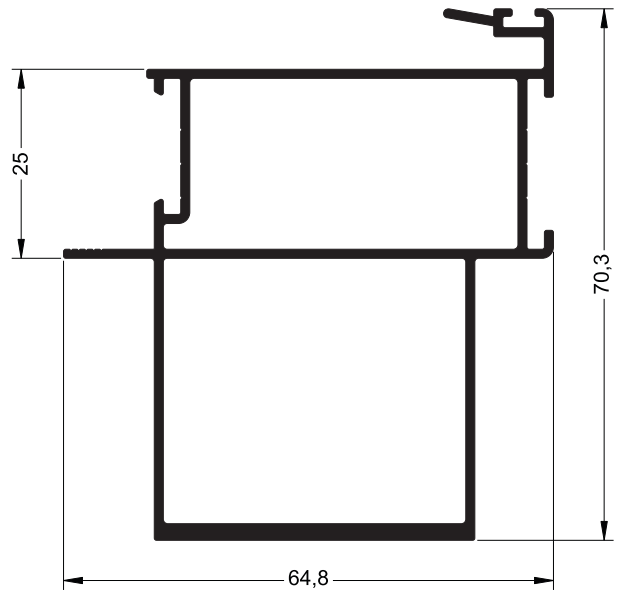


raltex
PERFIS DE ALUMÍNIO

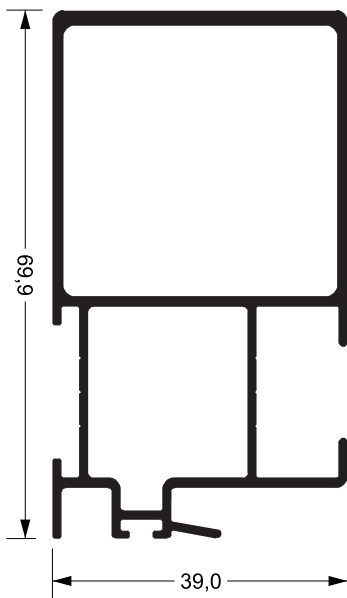
Suprema



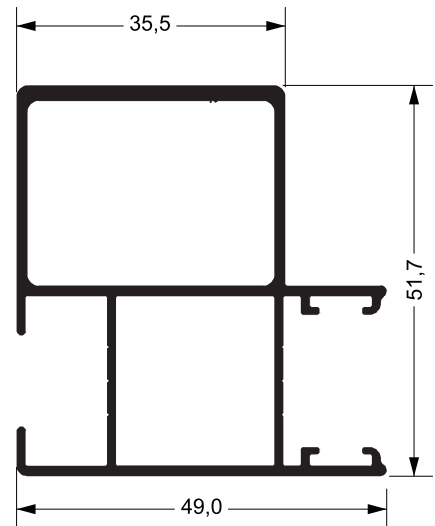
SU-289
1,217 kg/m



SU-290
1,066 kg/m



SU-061
1,060 kg/m

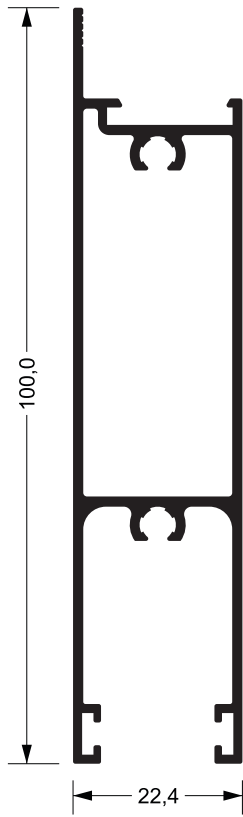


SU-060
0,978 kg/m

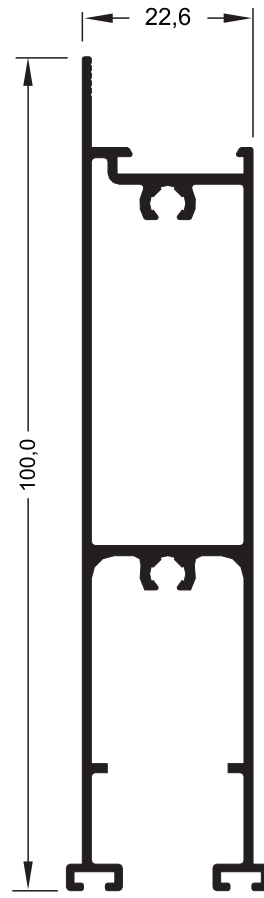


raltex
PERFIS DE ALUMÍNIO

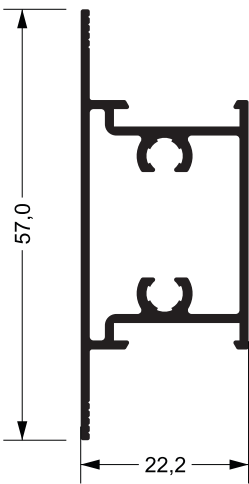
Suprema



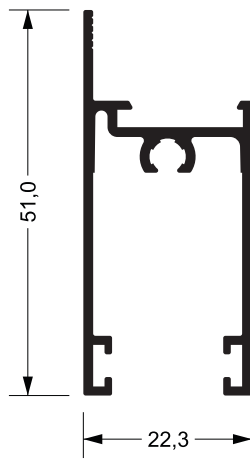
SU-225
1,005 kg/m



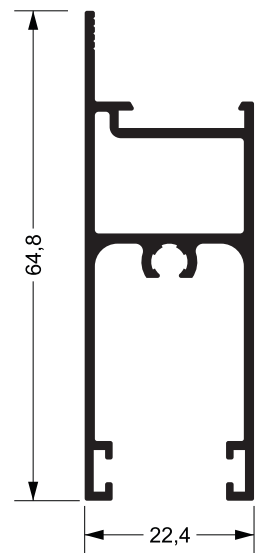
SU-225B
0,999 kg/m



SU-227
0,548 kg/m



SU-053
0,489 kg/m

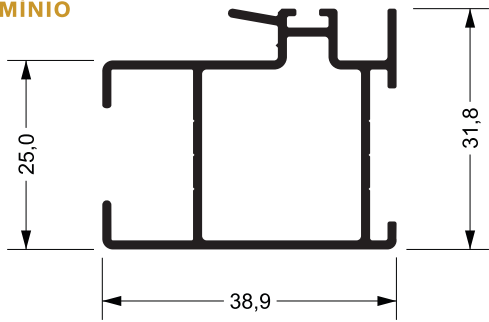


SU-246
0,642 kg/m

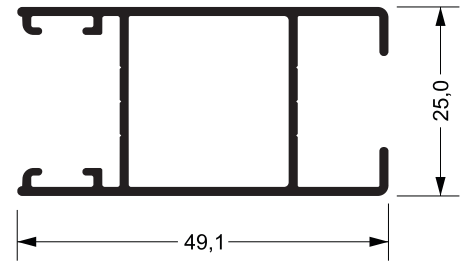


raltex
PERFIS DE ALUMÍNIO

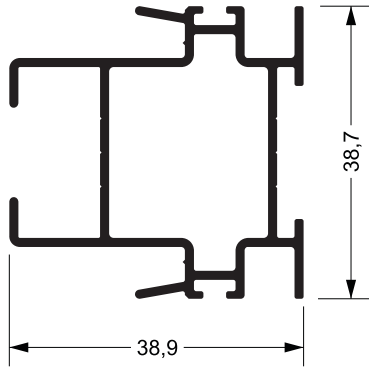
Suprema



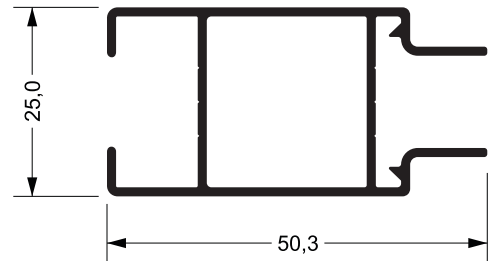
SU-056
0,560 kg/m



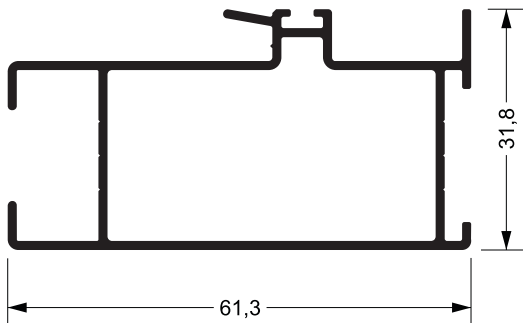
SU-055
0,517 kg/m



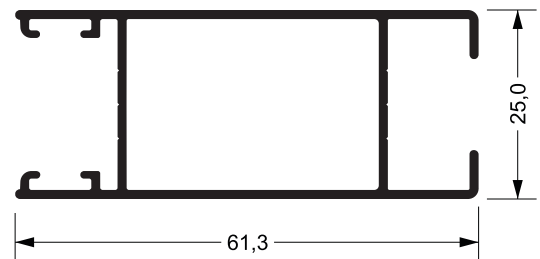
SU-057
0,650 kg/m



SU-190
0,502 kg/m



SU-239
0,734 kg/m

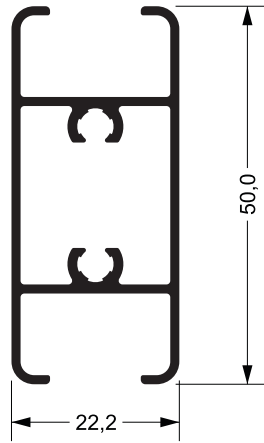


SU-238
0,624 kg/m

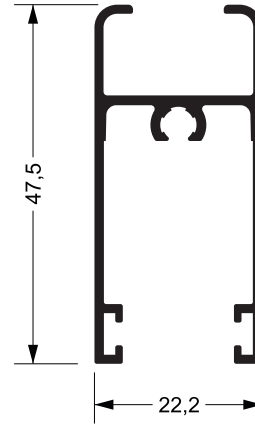


raltex
PERFIS DE ALUMÍNIO

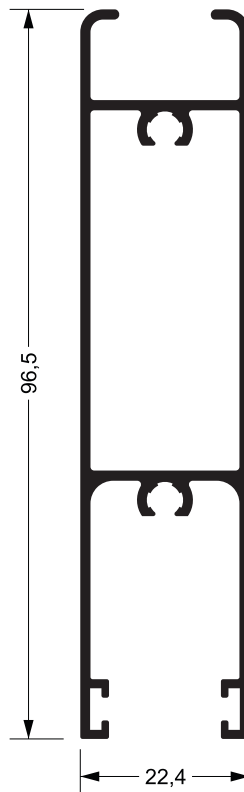
Suprema



SU-188
0,575 kg/m



SU-186
0,467 kg/m

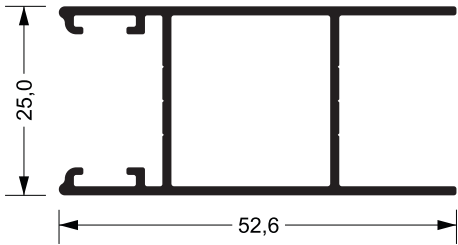


SU-226
1,014 kg/m

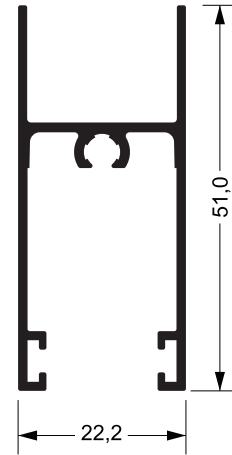


raltex
PERFIS DE ALUMÍNIO

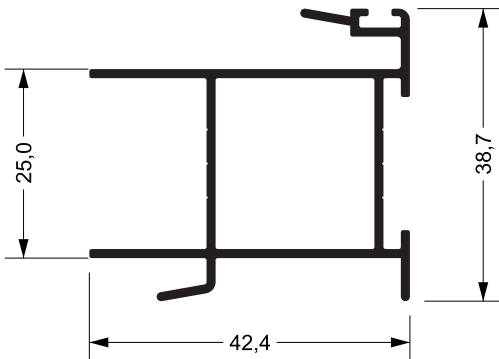
Suprema



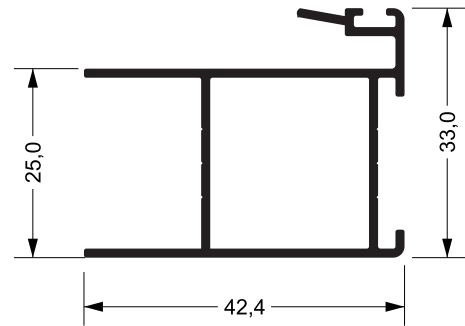
SU-068
0,552 kg/m



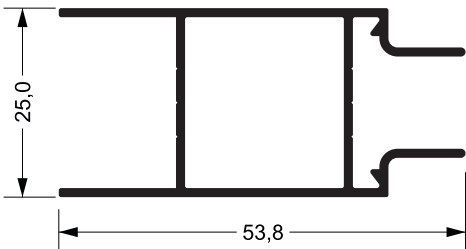
SU-187
0,485 kg/m



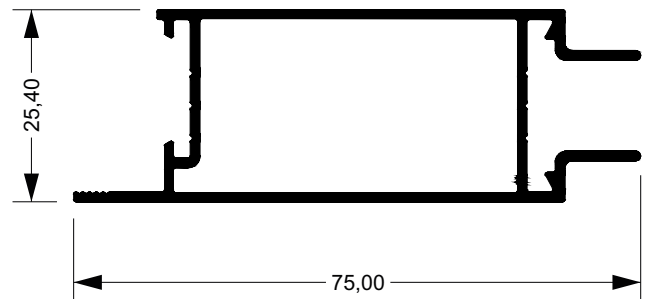
SU-069
0,538 kg/m



SU-070
0,485 kg/m



SU-191
0,455 kg/m

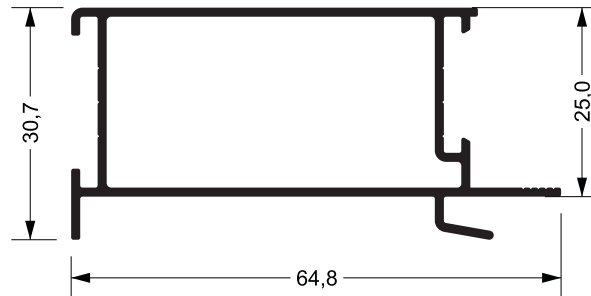


SU-244
0,530 kg/m

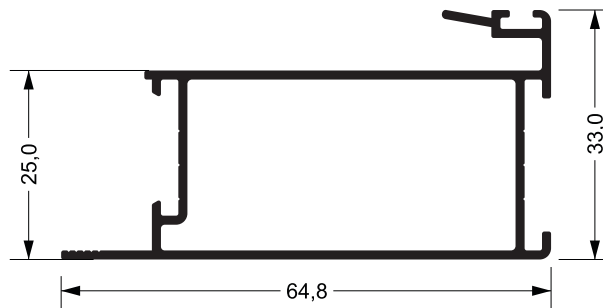


raltex
PERFIS DE ALUMÍNIO

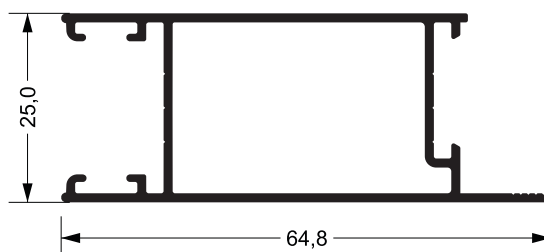
Suprema



SU-243
0,618 kg/m



SU-242
0,660 kg/m

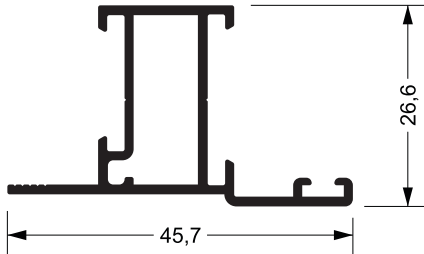


SU-245
0,597 kg/m

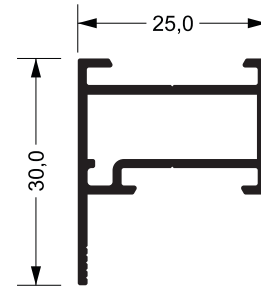


raltex
PERFIS DE ALUMÍNIO

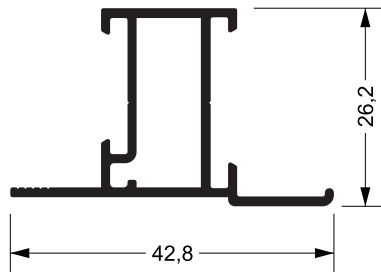
Suprema



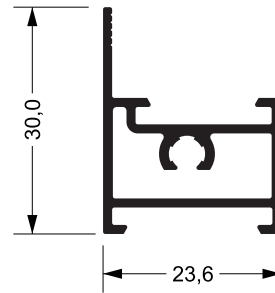
SU-200
0,398 kg/m



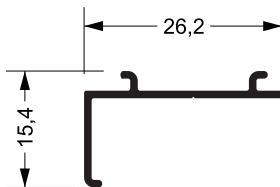
SU-080
0,357 kg/m



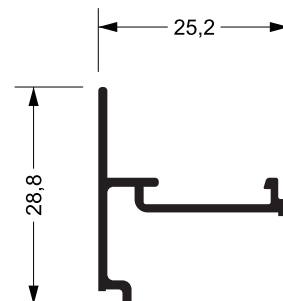
SU-081
0,409 kg/m



SU-082
0,386 kg/m



SU-084
0,126 kg/m

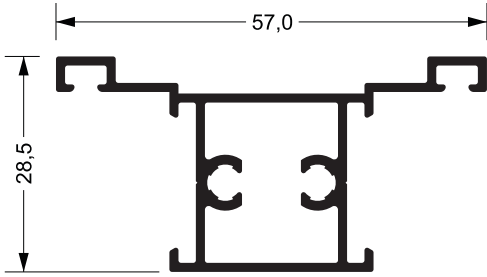


SU-292
0,206 kg/m

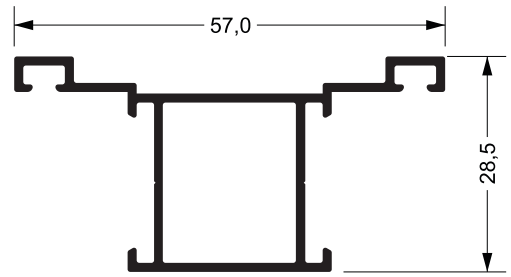


raltex
PERFIS DE ALUMÍNIO

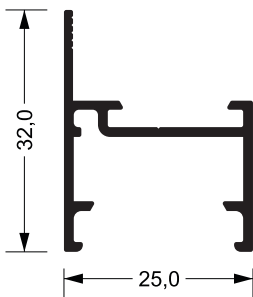
Suprema



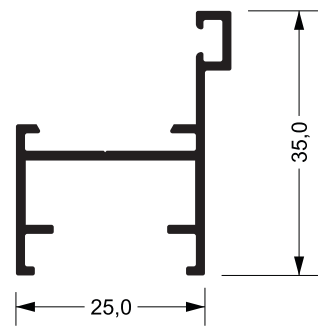
SU-086
0,628 kg/m



SU-085
0,460 kg/m



SU-088
0,312 kg/m

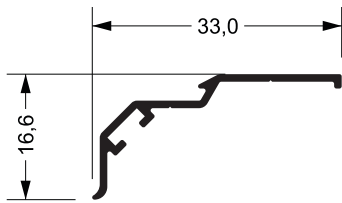


SU-079
0,352 kg/m

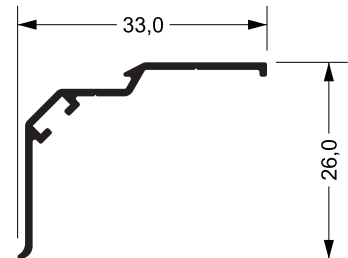


raltex
PERFIS DE ALUMÍNIO

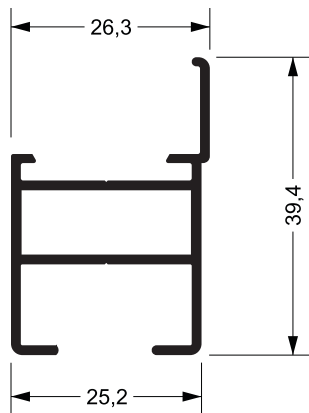
Suprema



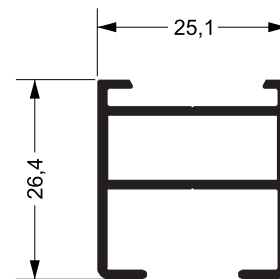
SU-083
0,733 kg/m



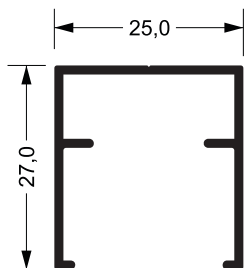
SU-276
0,168 kg/m



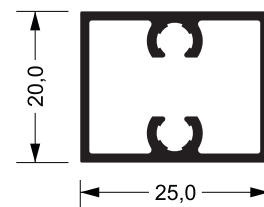
SU-090
0,453 kg/m



SU-091
0,401 kg/m



SU-093
0,282 kg/m

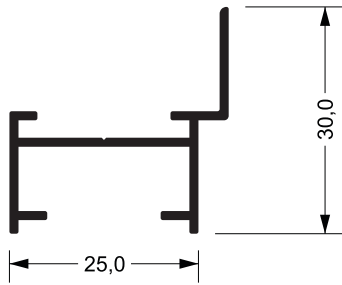


SU-094
0,371 kg/m

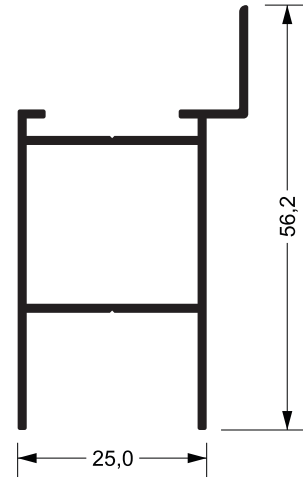


raltex
PERFIS DE ALUMÍNIO

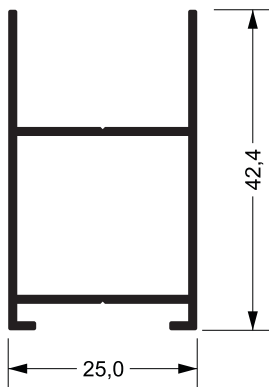
Suprema



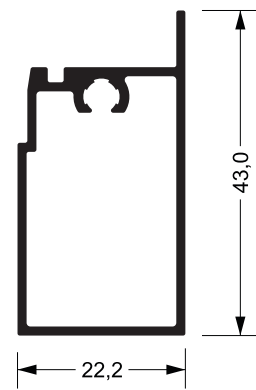
SU-071
0,285 kg/m



SU-074
0,439 kg/m



SU-072
0,439 kg/m

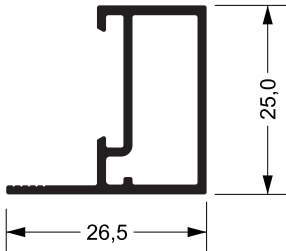


SU-073
0,447 kg/m

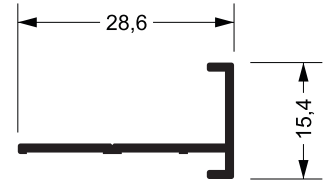


raltex
PERFIS DE ALUMÍNIO

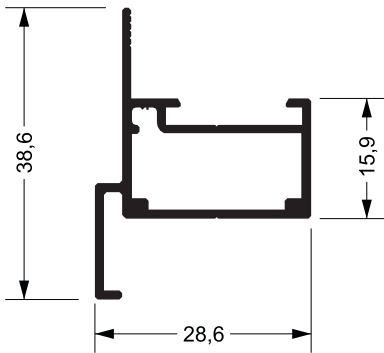
Suprema



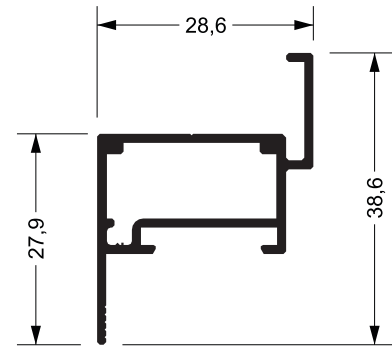
SU-096
0,280 kg/m



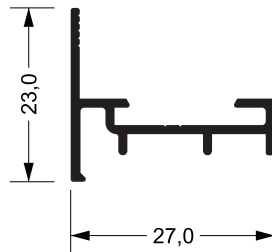
SU-100
0,157 kg/m



SU-097
0,401 kg/m



SU-098
0,401 kg/m

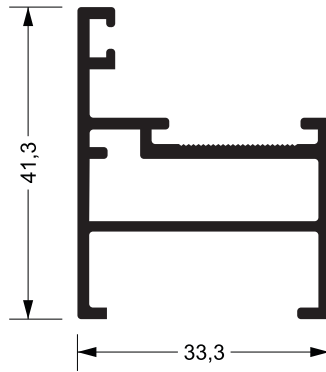


SU-099
0,230 kg/m

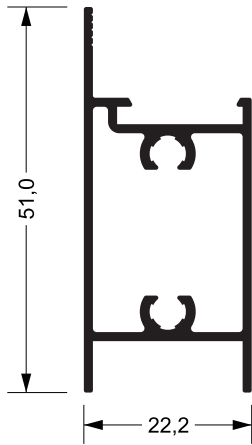


raltex
PERFIS DE ALUMÍNIO

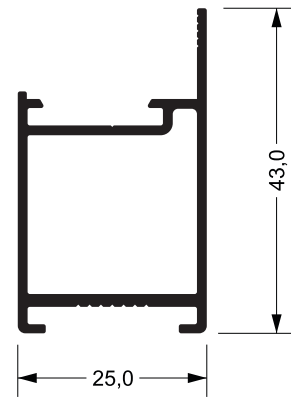
Suprema



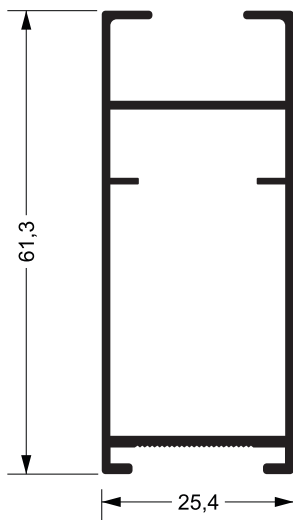
SU-279
0,522 kg/m



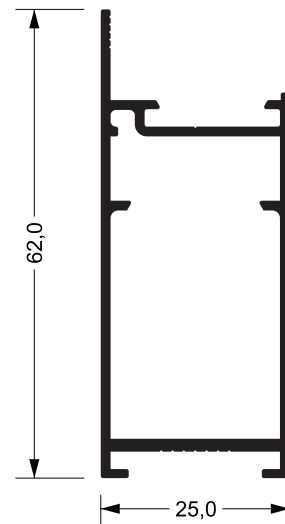
SU-110
0,534 kg/m



SU-120
0,401 kg/m



SU-241
0,567 kg/m

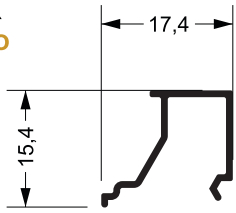


SU-111
0,619 kg/m

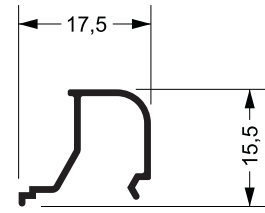


raltex
PERFIS DE ALUMÍNIO

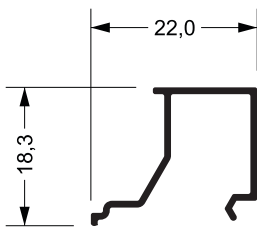
Suprema



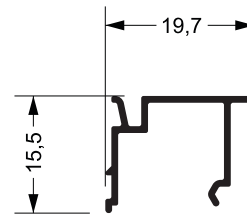
SU-102
0,104 kg/m



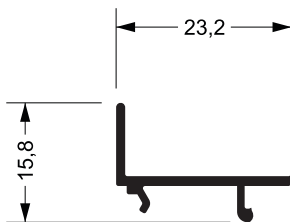
AF-018
0,103 kg/m



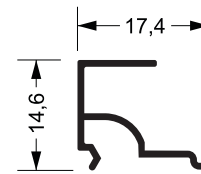
SU-103
0,137 kg/m



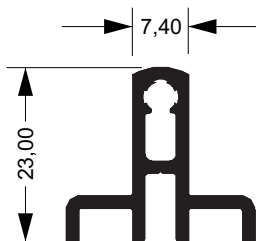
SU-203
0,137 kg/m



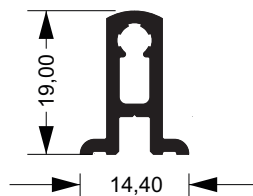
SU-108
0,145 kg/m



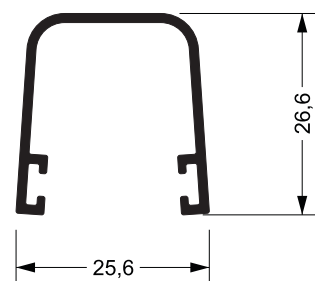
SU-202
0,733 kg/m



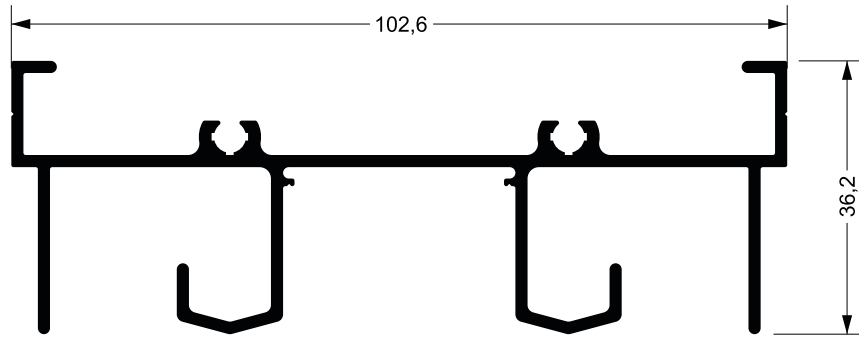
SU-271
0,348 kg/m



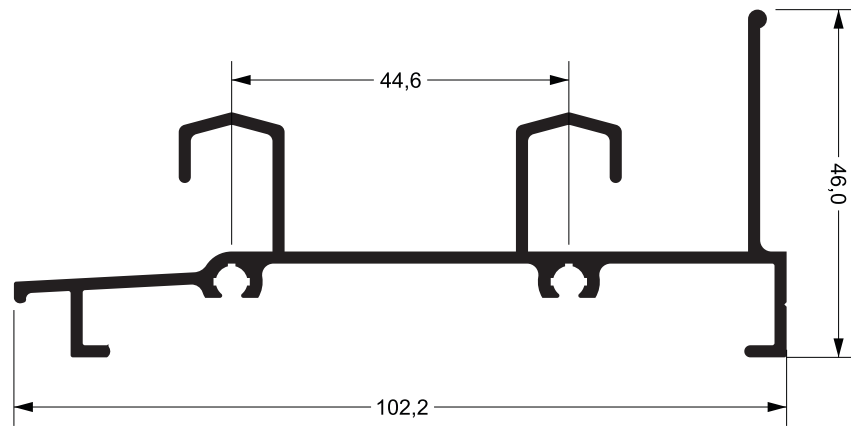
SU-017
0,233 kg/m



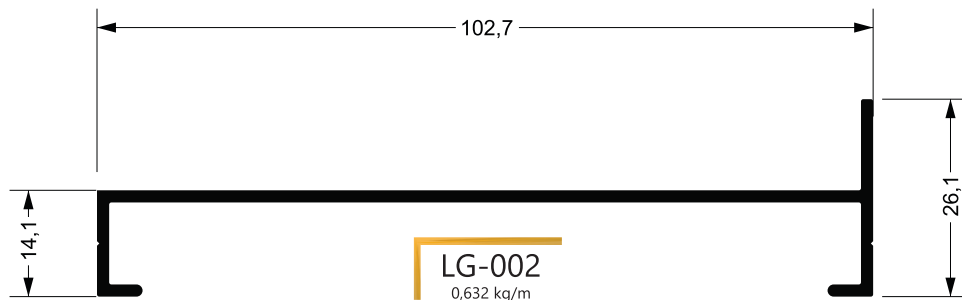
SU-107
0,271 kg/m



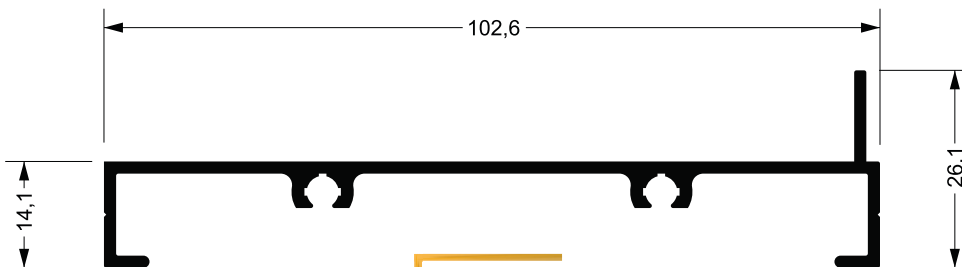
LG-044
1,230 kg/m



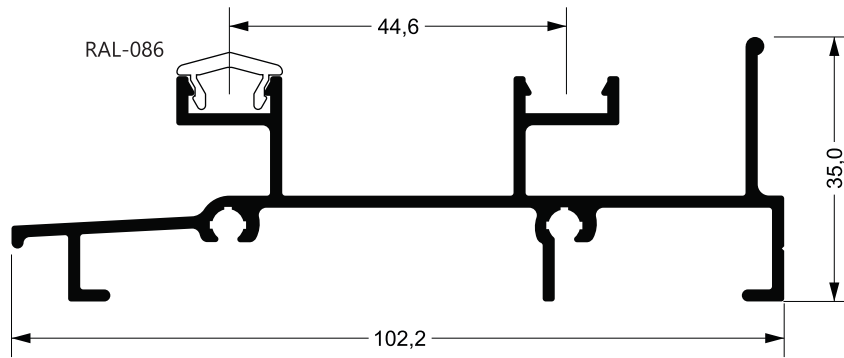
LG-047
1,165 kg/m



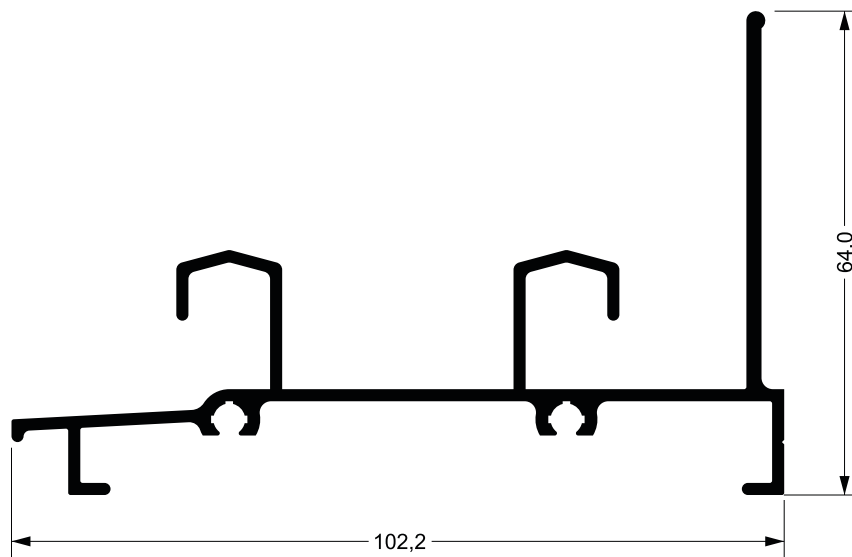
LG-002
0,632 kg/m



LG-003
0,754 kg/m



RAL-083
1,138 kg/m

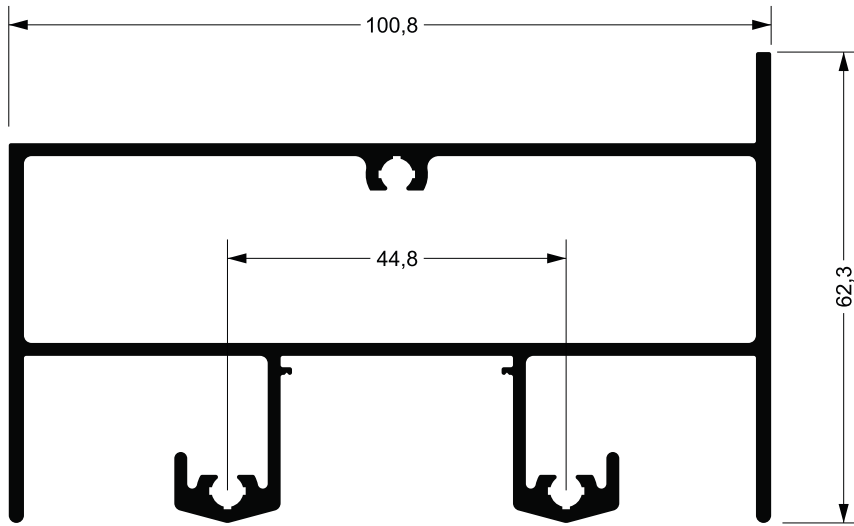


LG-024
1,143 kg/m

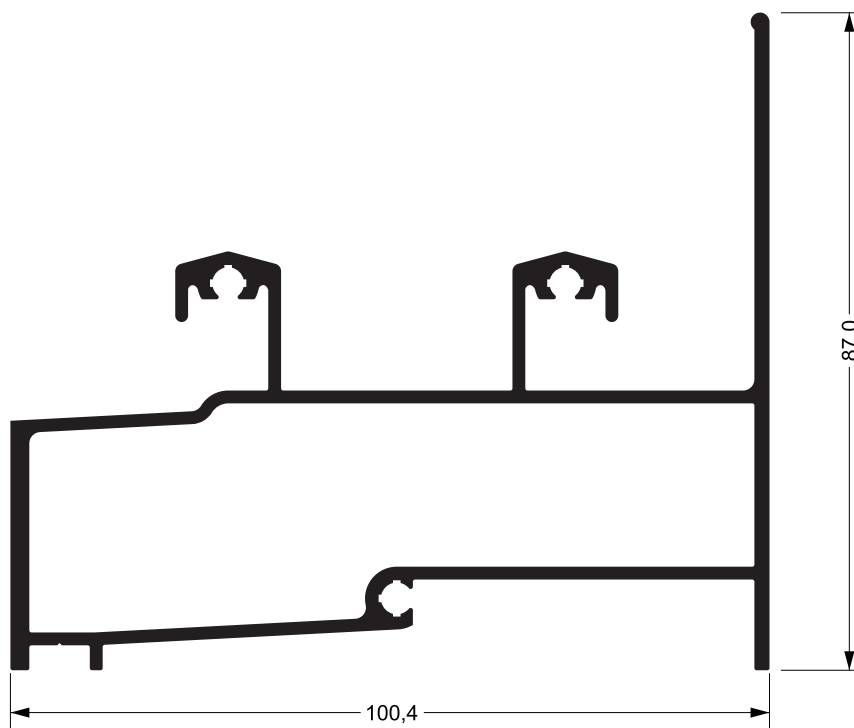


raltex
PERFIS DE ALUMÍNIO

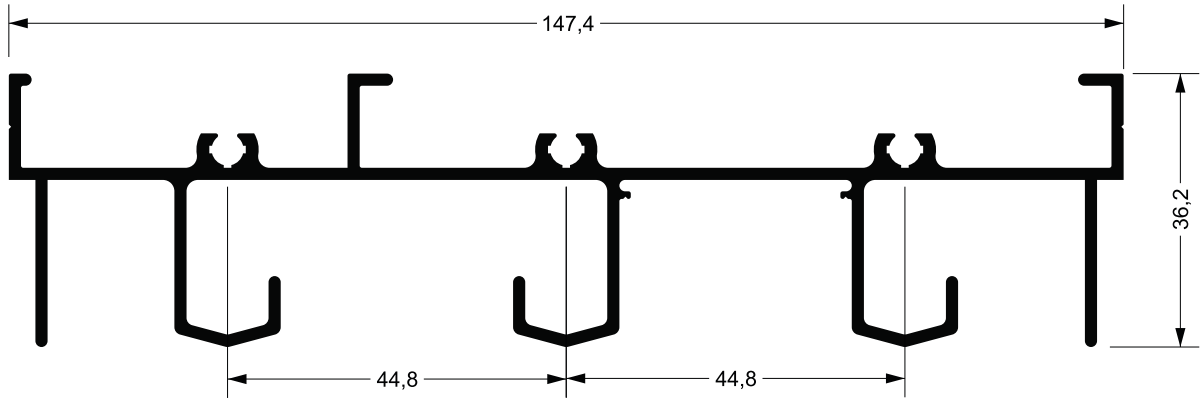
Gold



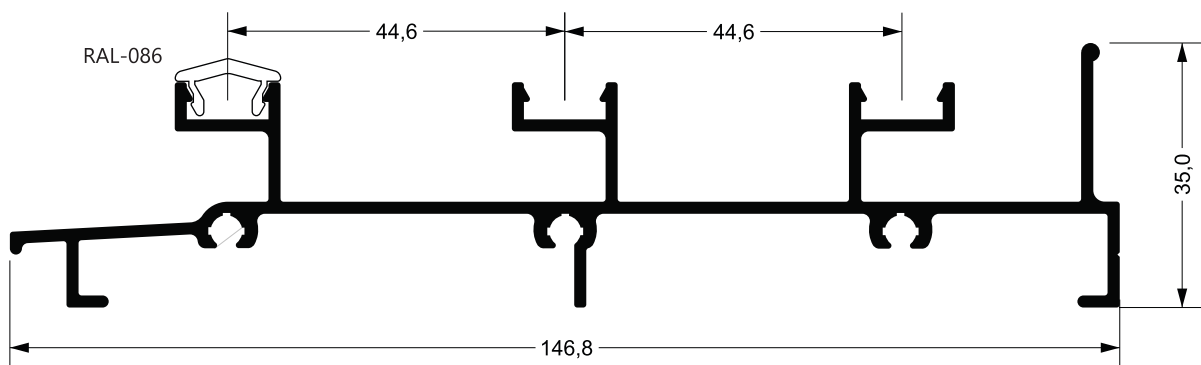
LG-004
2,019 kg/m



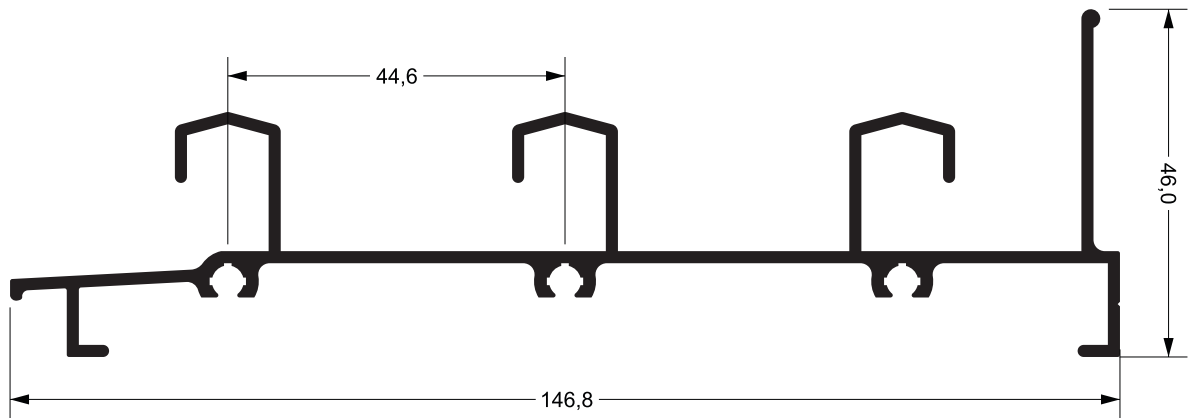
LG-005
2,104 kg/m



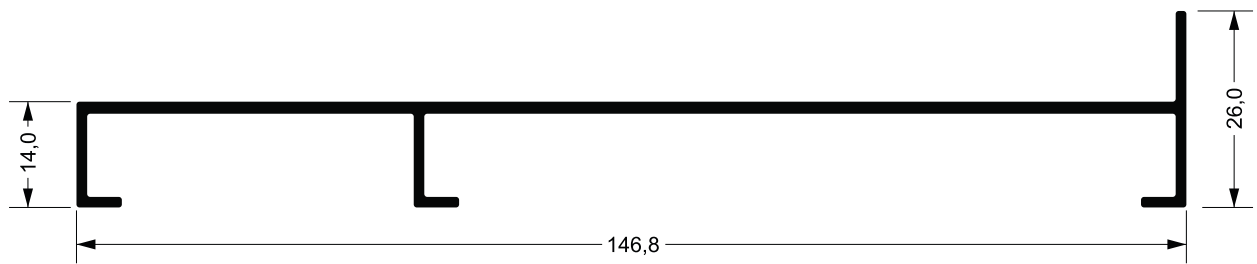
LG-062
1,780 kg/m



RAL-084
1,524 kg/m



RAL-066
1,455 kg/m

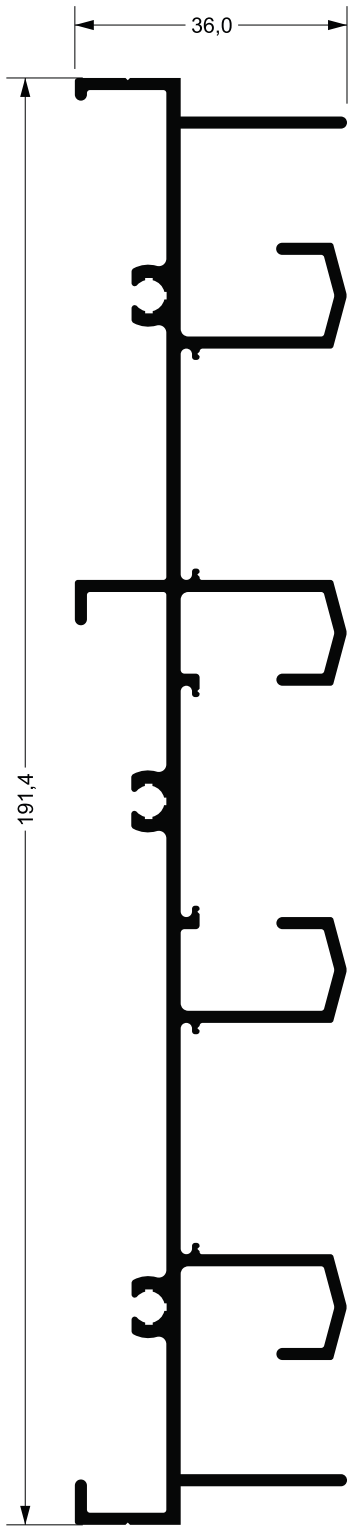


LG-158
0,876 kg/m

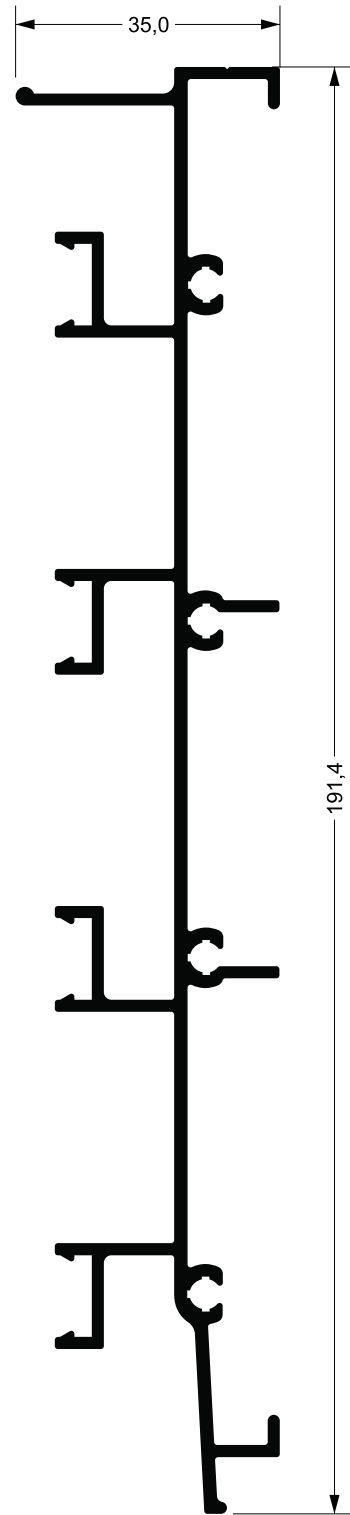


raltex
PERFIS DE ALUMÍNIO

Gold



LG-070
2,075 kg/m

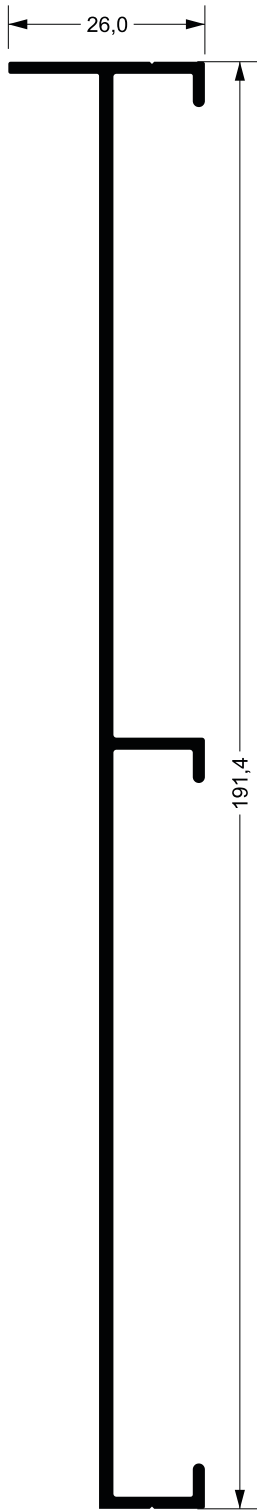


RAL-085
1,805 kg/m

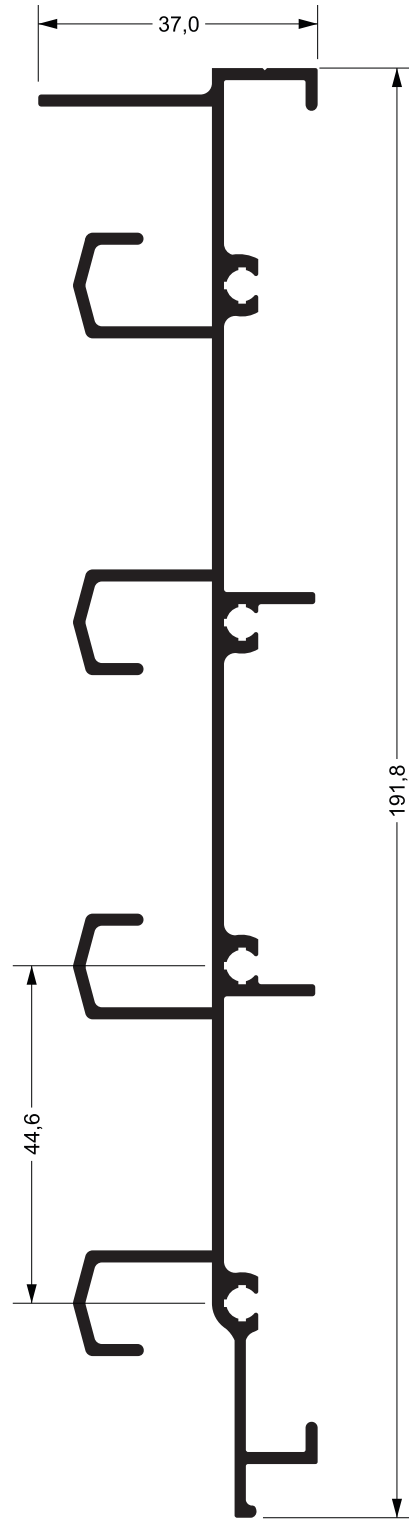


raltex
PERFIS DE ALUMÍNIO

Gold



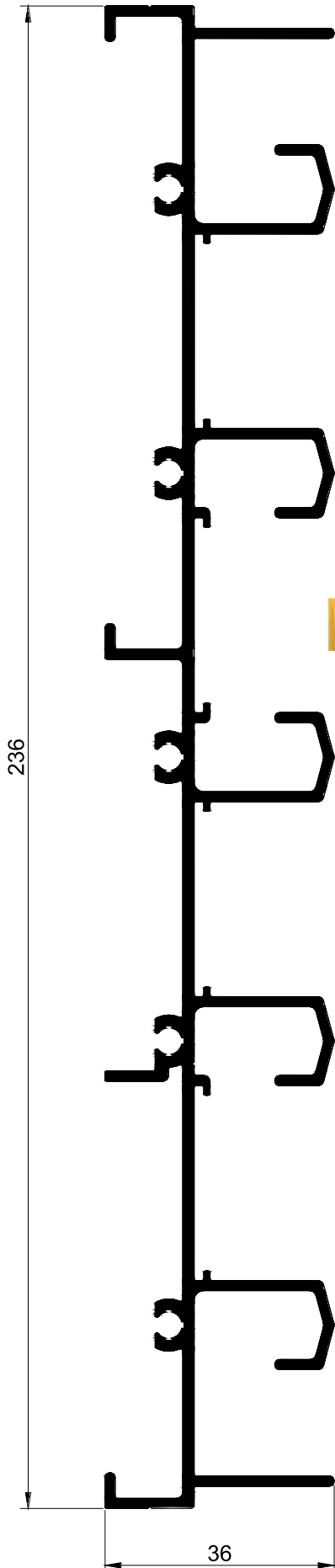
LG-072
1,098 kg/m



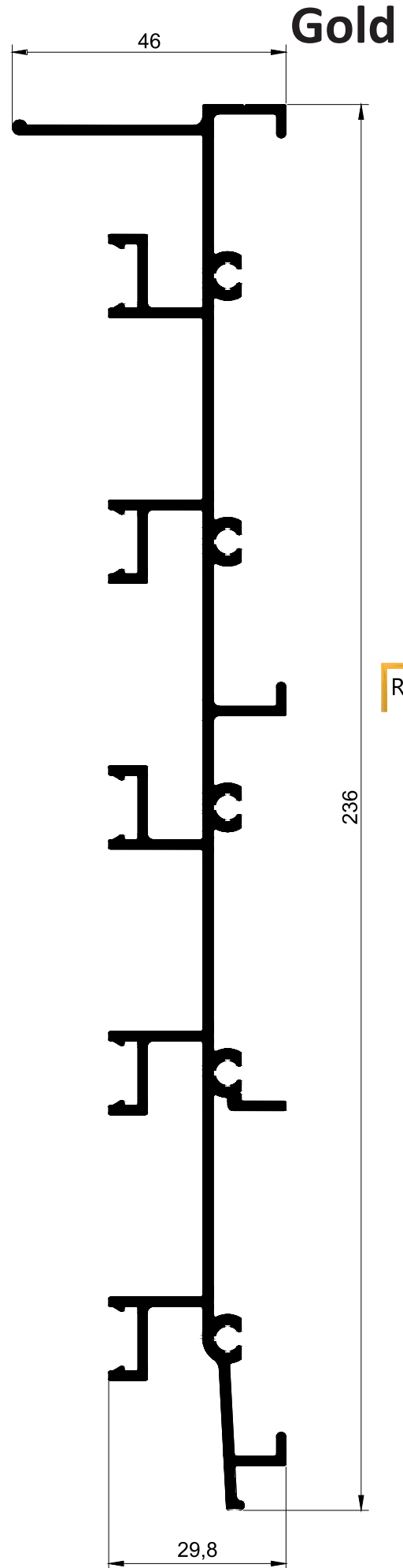
LG-071
1,962 kg/m



raltex
PERFIS DE ALUMÍNIO



RAL-1495
2,769 kg/m



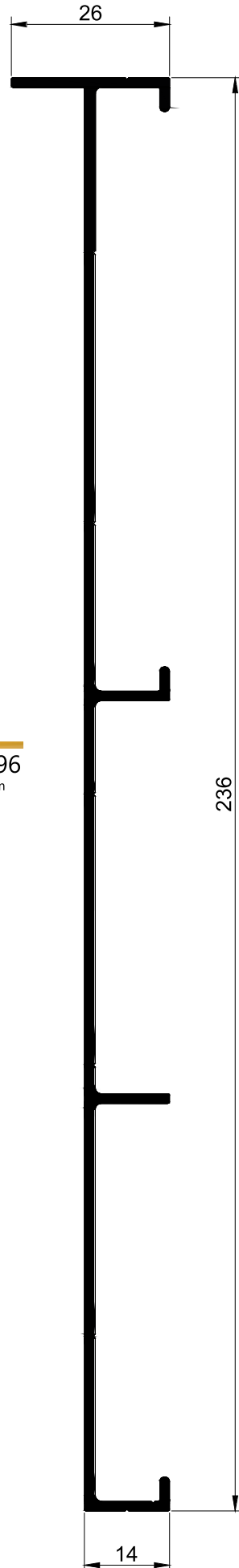
RAL-1494
2,767 kg/m

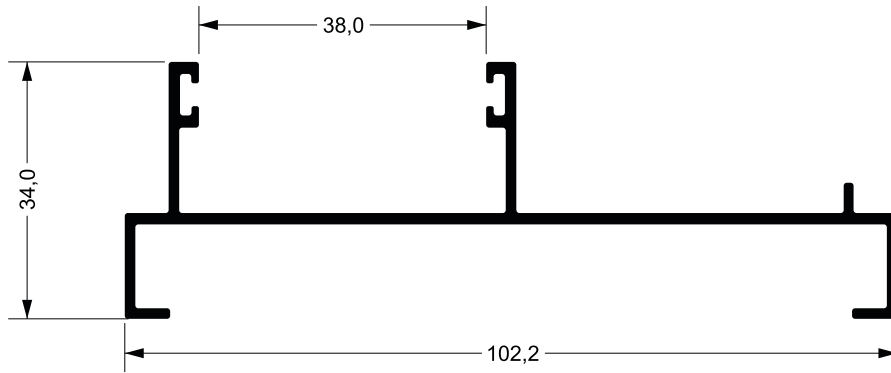


raltex
PERFIS DE ALUMÍNIO

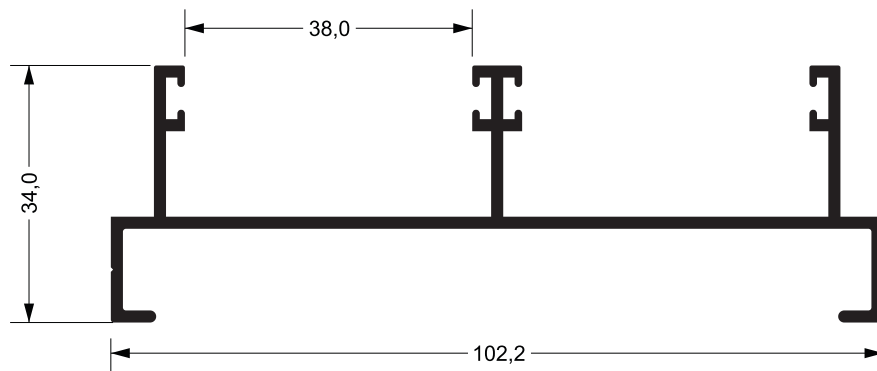
Gold

RAL-1496
1,583 kg/m

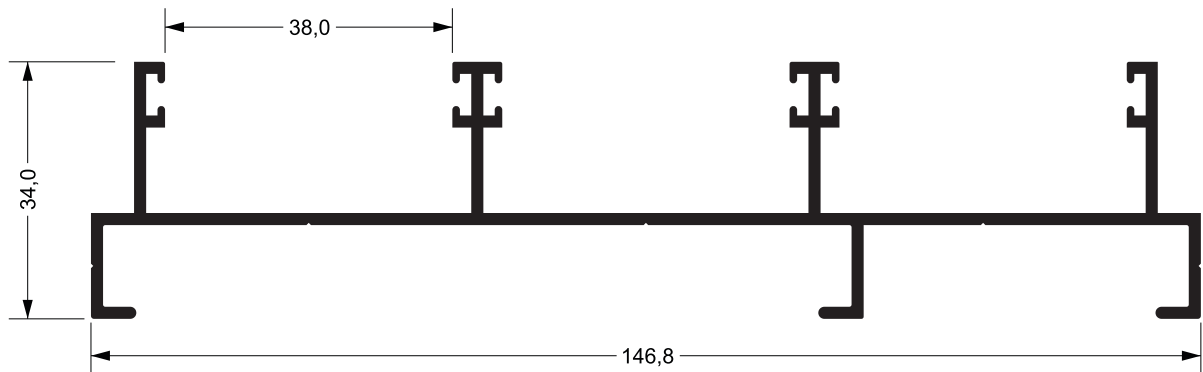




LG-124
0,773 kg/m



LG-045
0,651 kg/m

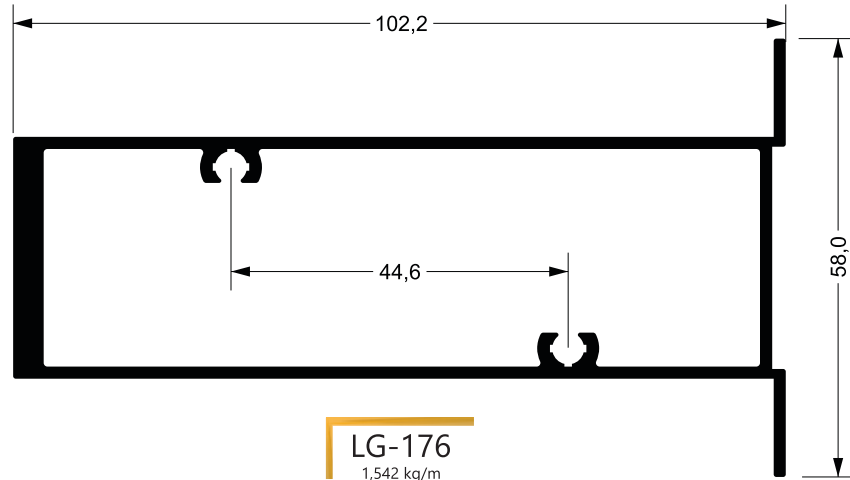


LG-064
1,282 kg/m

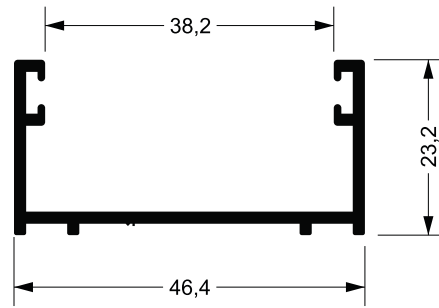


raltex
PERFIS DE ALUMÍNIO

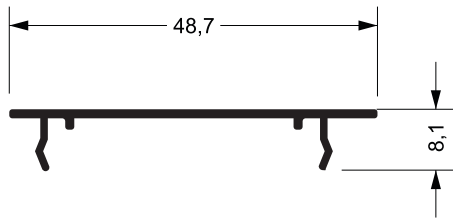
Gold



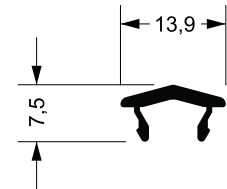
LG-176
1,542 kg/m



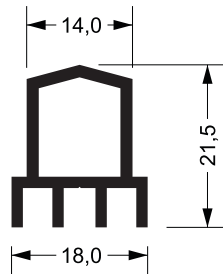
LG-028
0,464 kg/m



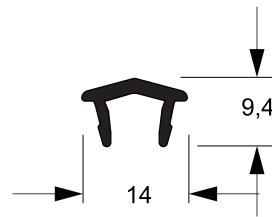
LG-046
0,204 kg/m



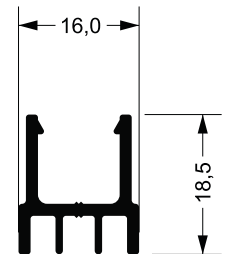
LG-111
0,127 kg/m



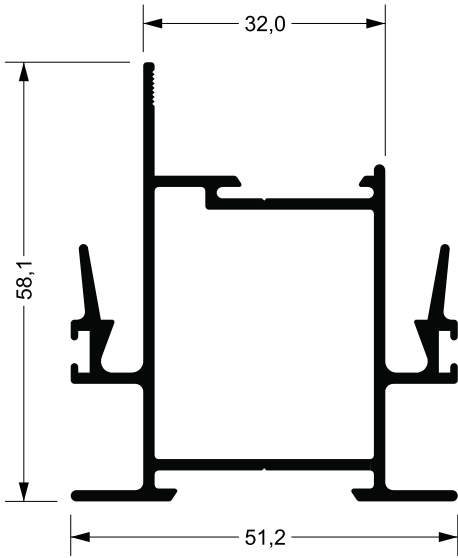
LG-061
0,318 kg/m



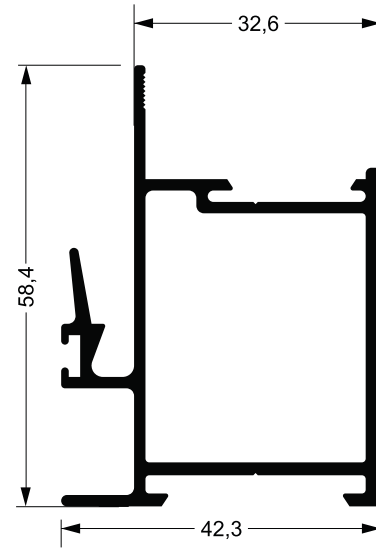
RAL-086
0,114 kg/m



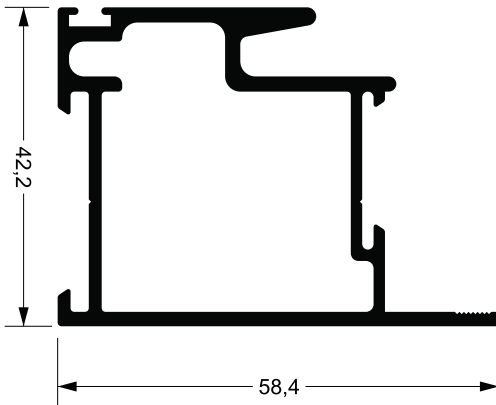
LG-157
0,251 kg/m



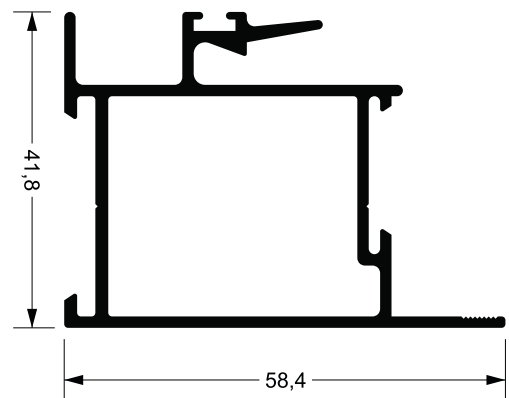
LG-162
1,074 kg/m



LG-048
0,959 kg/m



LG-019
1,079 kg/m

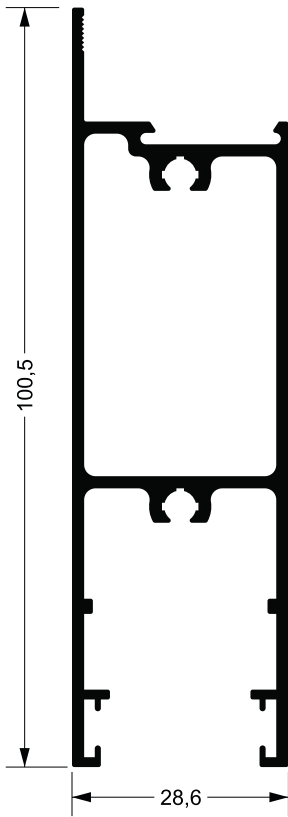


LG-049
0,959 kg/m

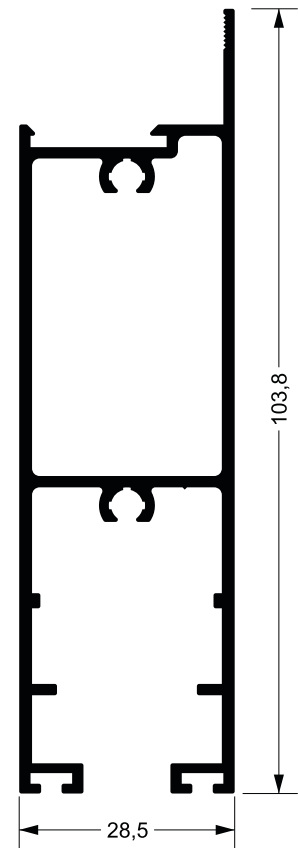


raltex
PERFIS DE ALUMÍNIO

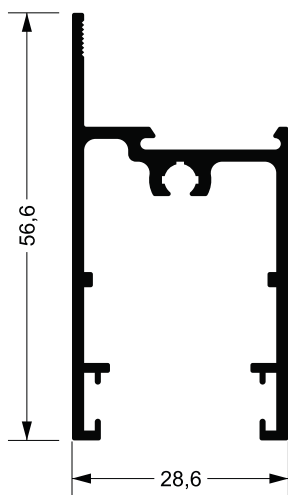
Gold



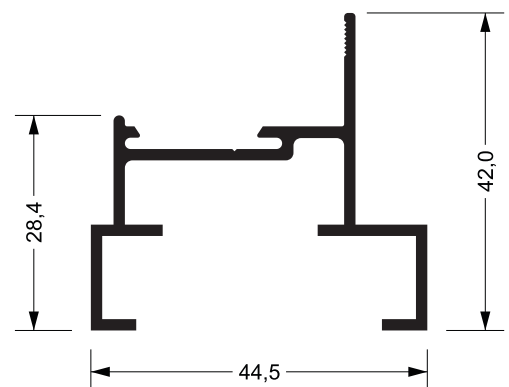
LG-007
1,200 kg/m



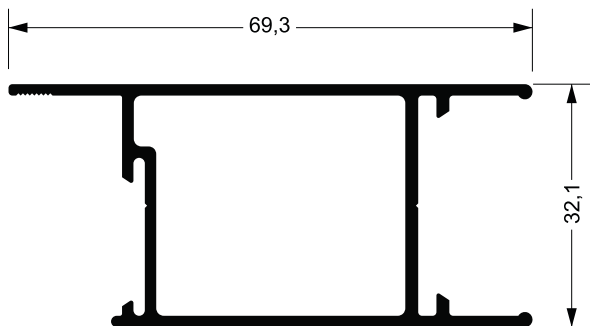
LG-007/B
1,280 kg/m



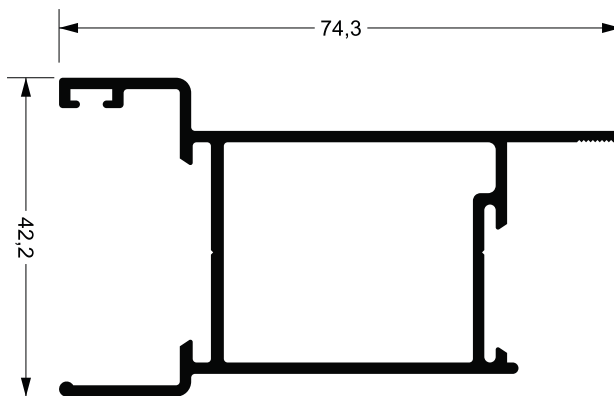
LG-006
0,664 kg/m



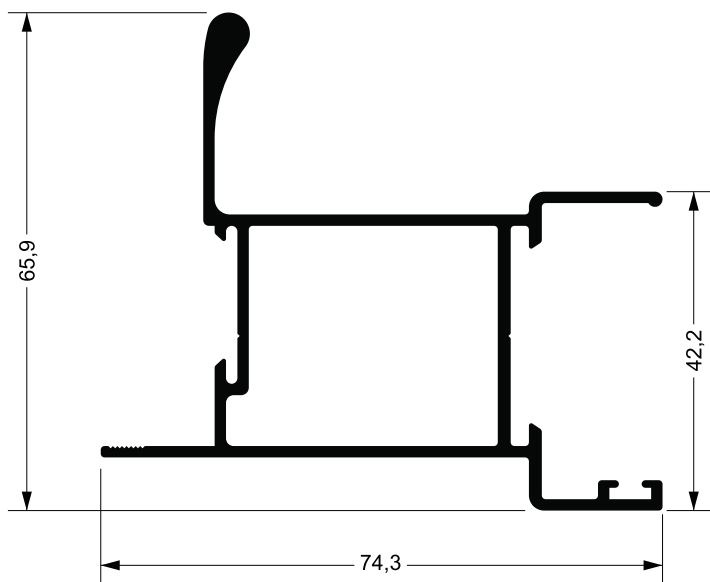
LG-063
0,549 kg/m



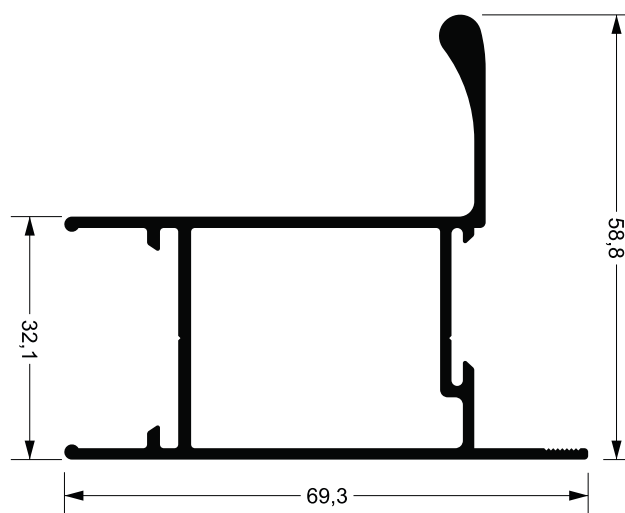
LG-050
0,787 kg/m



LG-051
0,900 kg/m



LG-020
1,119 kg/m

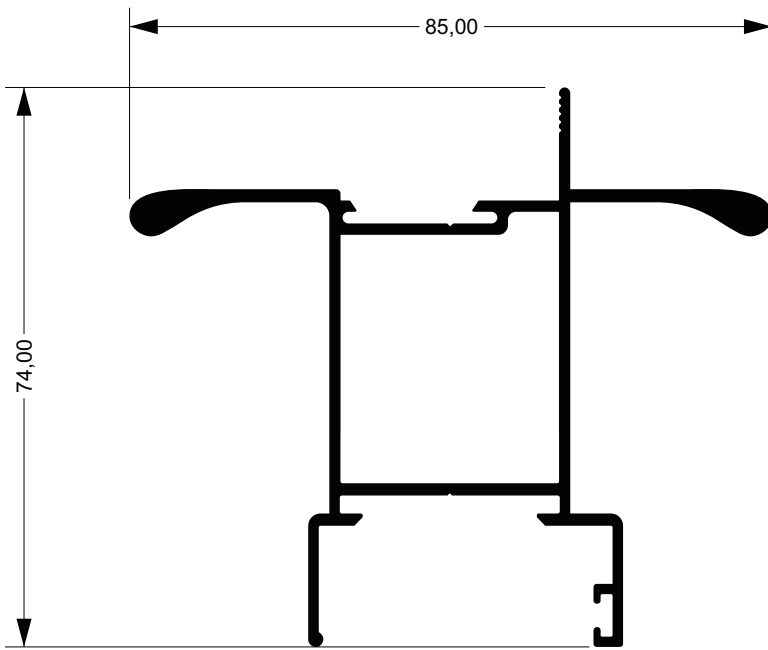


LG-017
0,995 kg/m

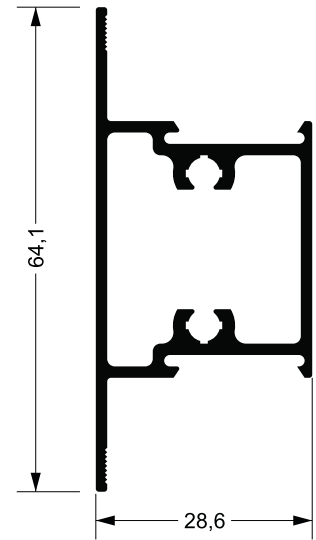


raltex
PERFIS DE ALUMÍNIO

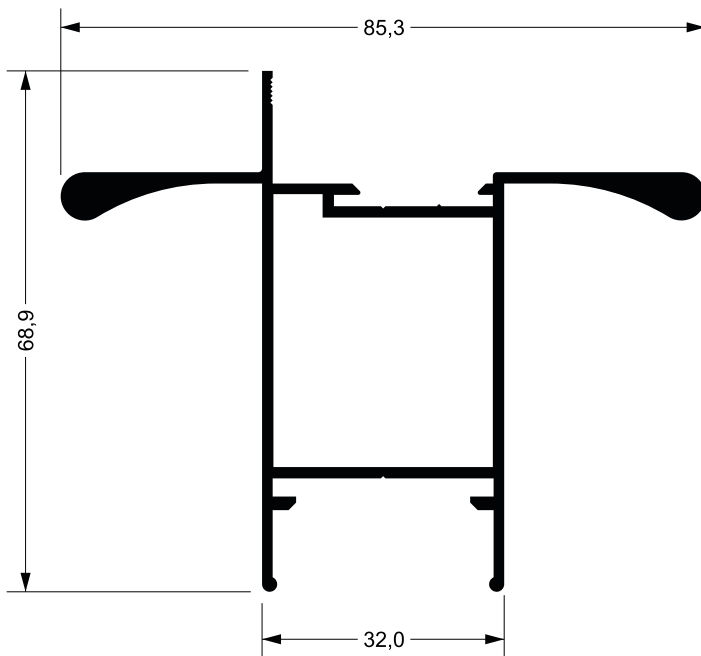
Gold



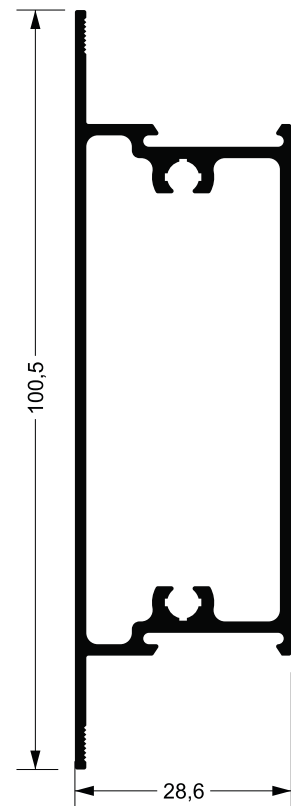
LG-051B
1,307 kg/m



LG-055
0,757 kg/m



LG-201
1,200 kg/m

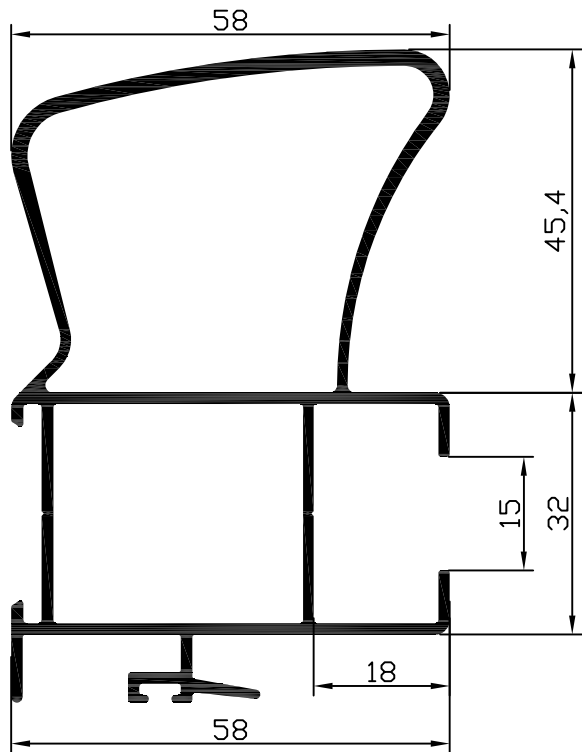


LG-022
1,074 kg/m

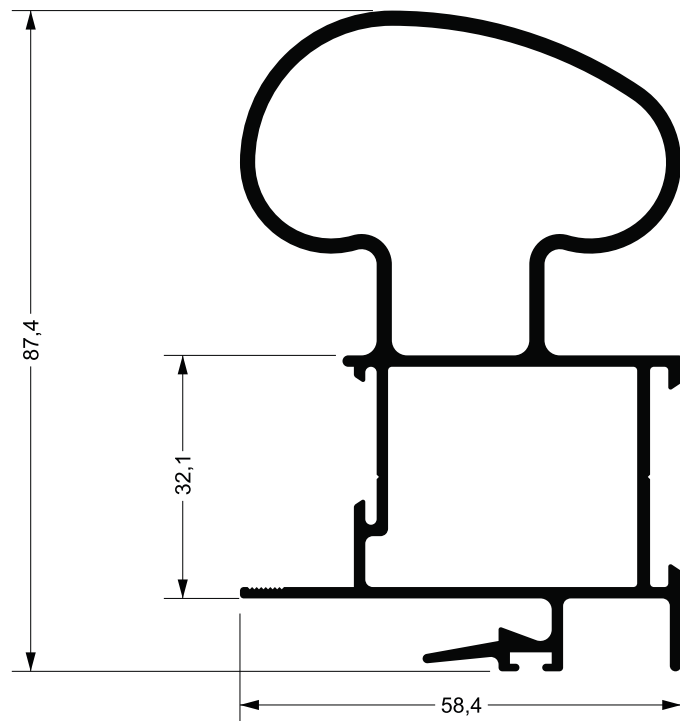


raltex
PERFIS DE ALUMÍNIO

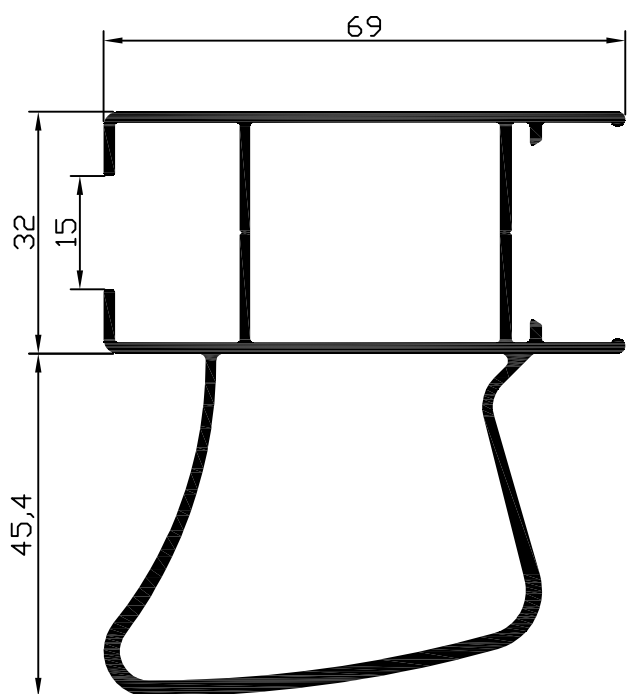
Gold



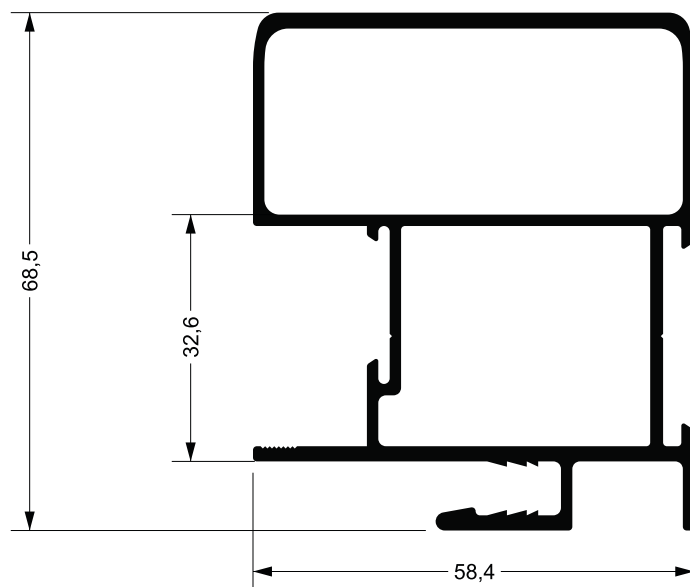
RAL-127
1,657 kg/m



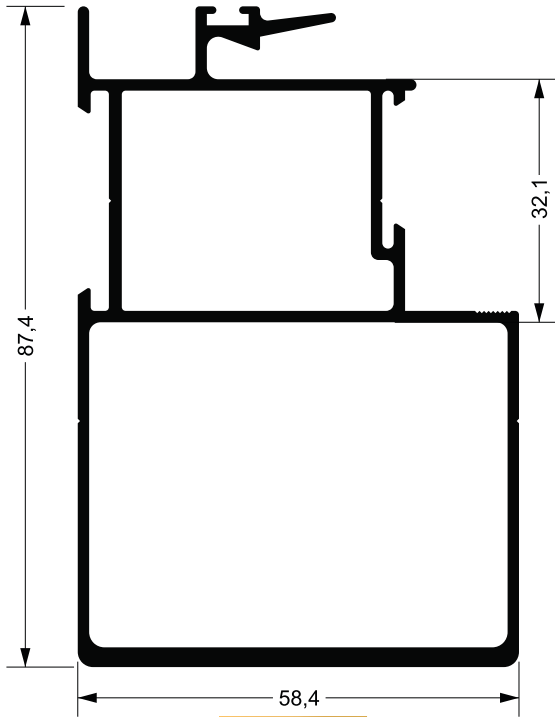
LG-021
1,782 kg/m



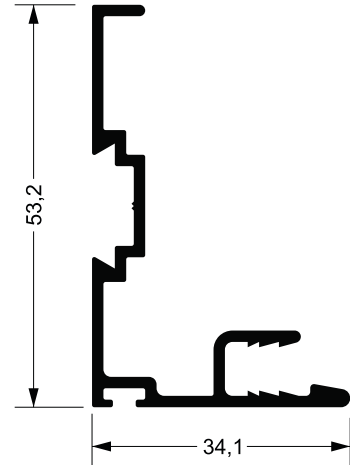
RAL-135
1,598 kg/m



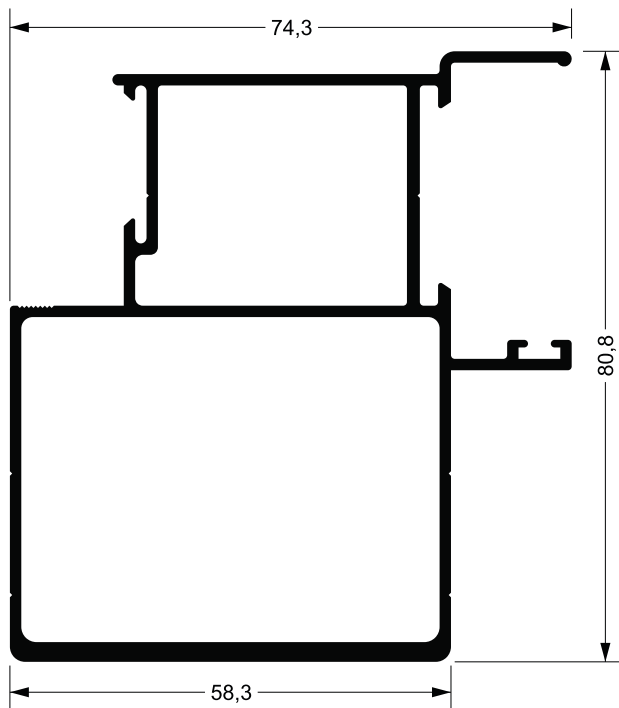
LG-018
1,580 kg/m



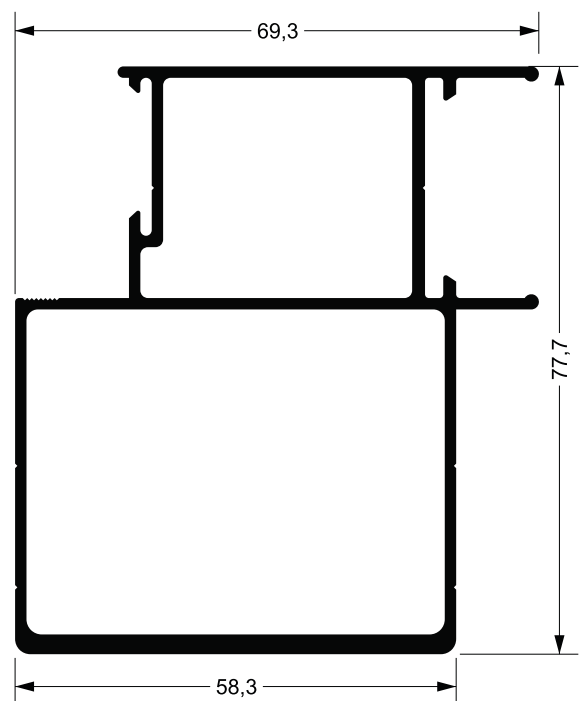
LG-052
1,675 kg/m



LG-023
0,551 kg/m



LG-053
1,650 kg/m

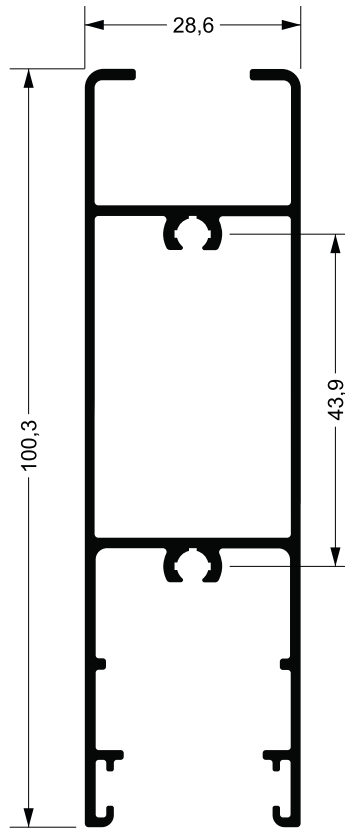


LG-054
1,575 kg/m

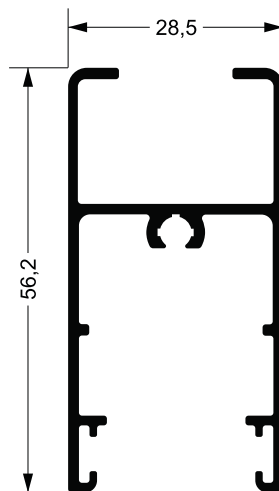


raltex
PERFIS DE ALUMÍNIO

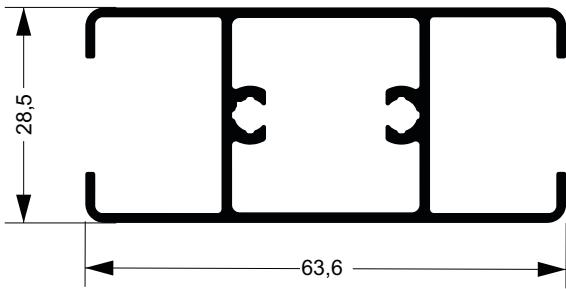
Gold



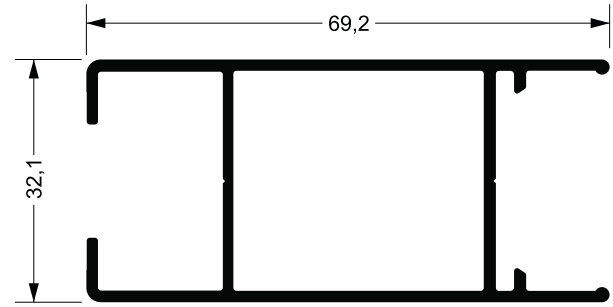
RAL-007/SB
1,241 kg/m



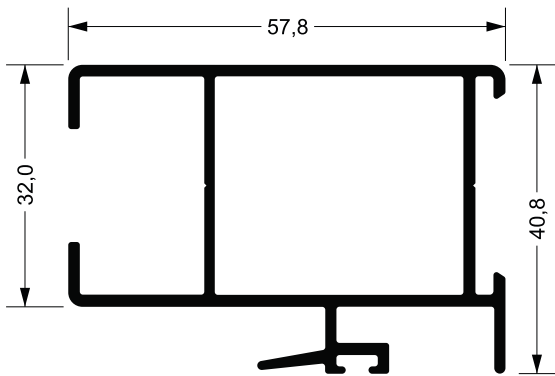
RAL-006/SB
0,656 kg/m



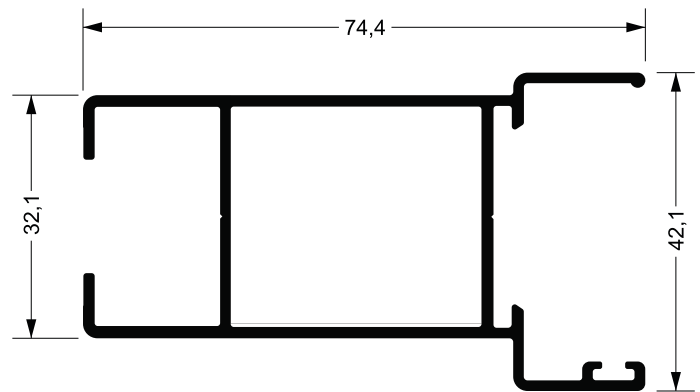
RAL-055SB
0,821 kg/m



RAL-050/SB
0,774 kg/m



RAL-049/SB
0,872 kg/m

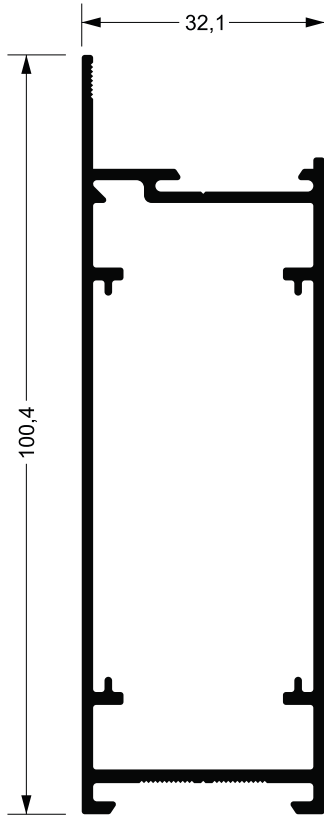


RAL-051/SB
0,891 kg/m

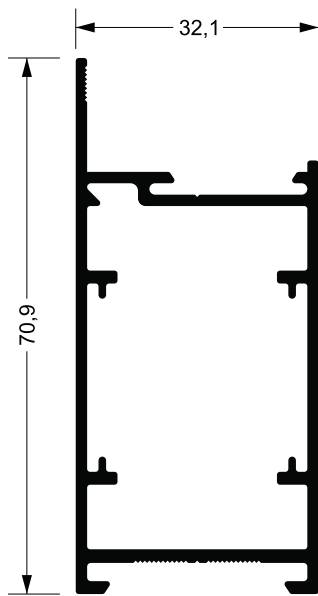


raltex
PERFIS DE ALUMÍNIO

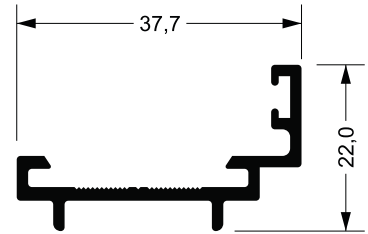
Gold



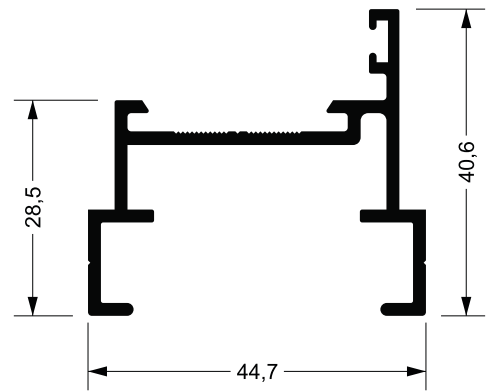
LG-042
1,133 kg/m



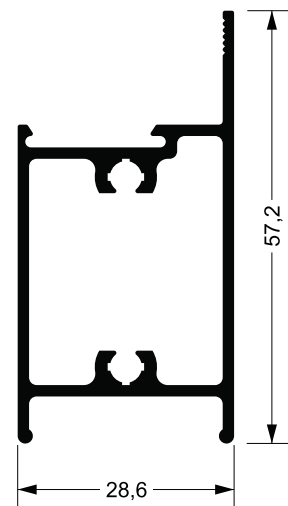
LG-043
0,933 kg/m



LG-016
0,330 kg/m



LG-056
0,652 kg/m

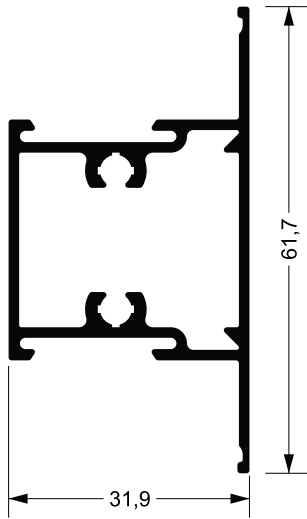


LG-058
1,650 kg/m

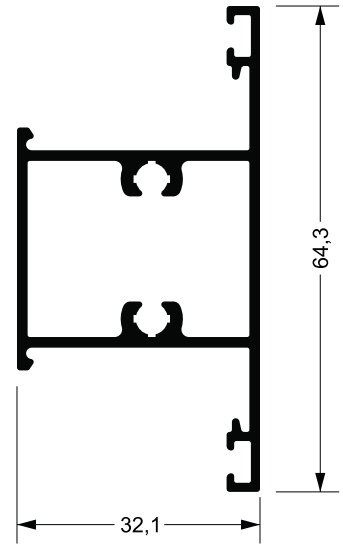


raltex
PERFIS DE ALUMÍNIO

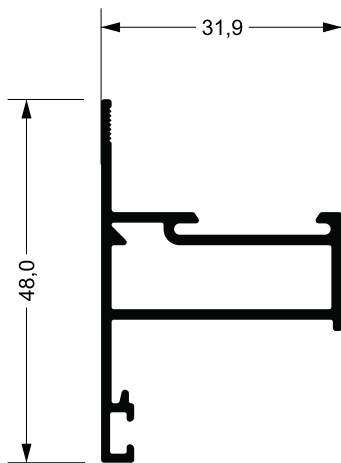
Gold



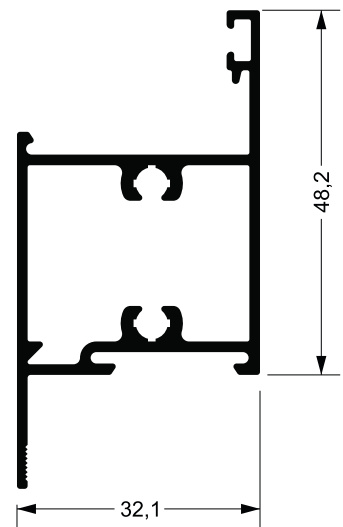
LG-079
0,753 kg/m



LG-074
0,551 kg/m



LG-085
0,558 kg/m

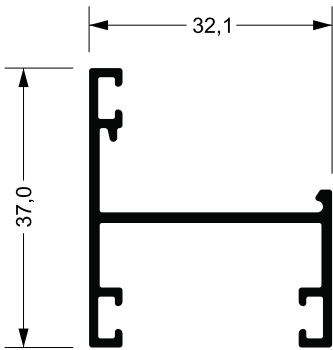


LG-076
0,765 kg/m

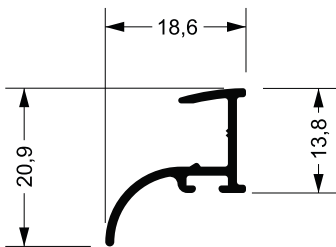


raltex
PERFIS DE ALUMÍNIO

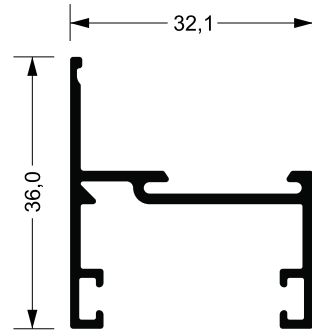
Gold



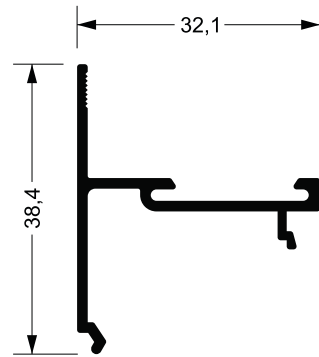
LG-068
0,392 kg/m



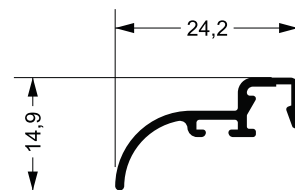
LG-092
0,170 kg/m



LG-083
0,422 kg/m



LG-077
0,324 kg/m

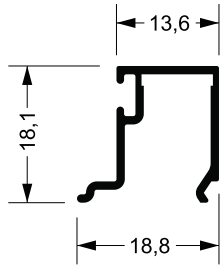


LG-091
0,135 kg/m

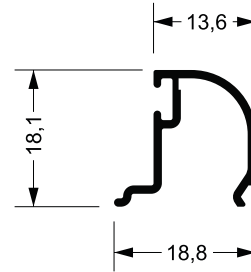


raltex
PERFIS DE ALUMÍNIO

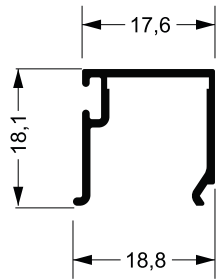
Gold



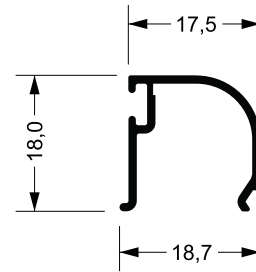
BG-057
0,172 kg/m



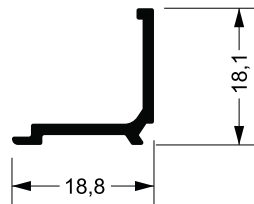
LG-026
0,150 kg/m



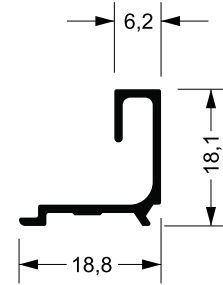
LG-059
0,174 kg/m



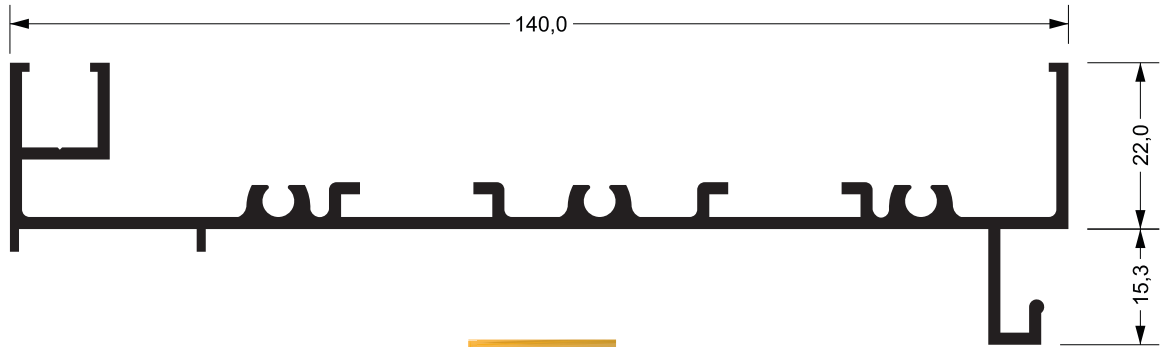
LG-164
0,141 kg/m



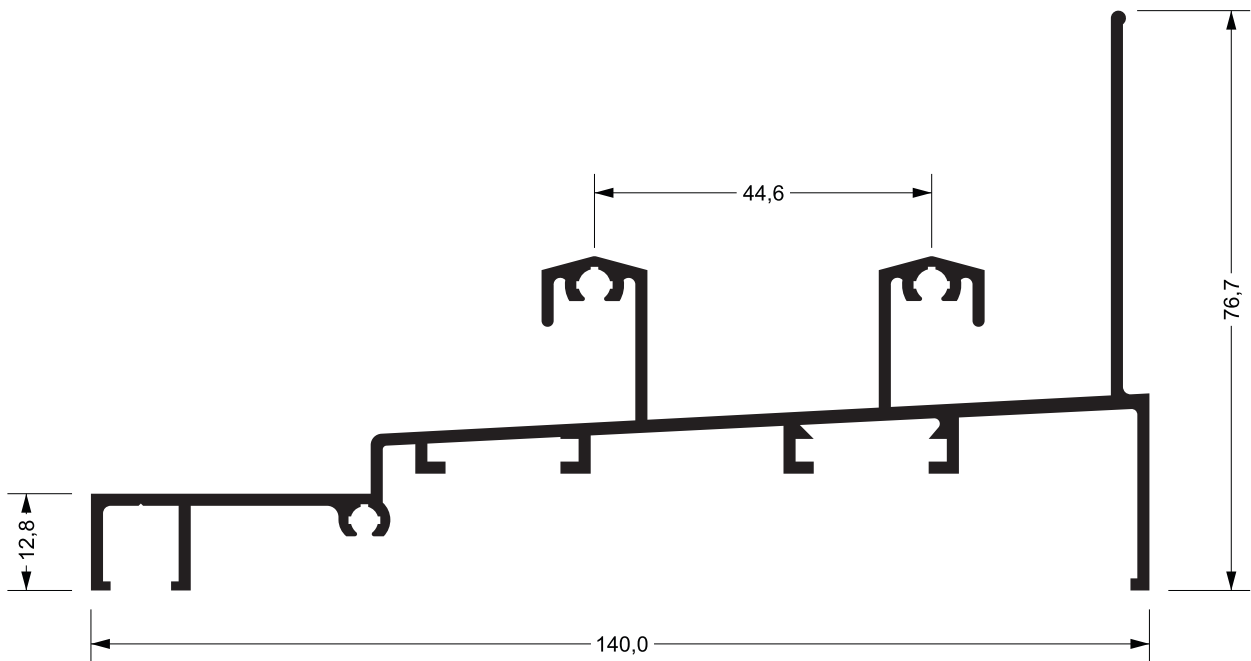
LG-015
0,142 kg/m



LG-027
0,144 kg/m



MN-001
1,314 kg/m

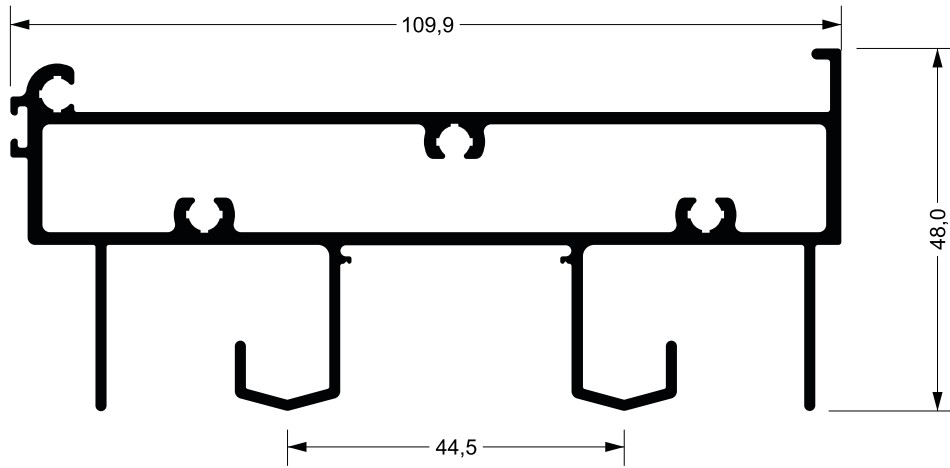


MN-030
1,639 kg/m

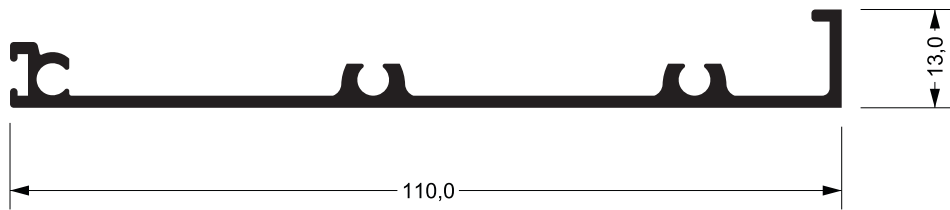


raltex
PERFIS DE ALUMÍNIO

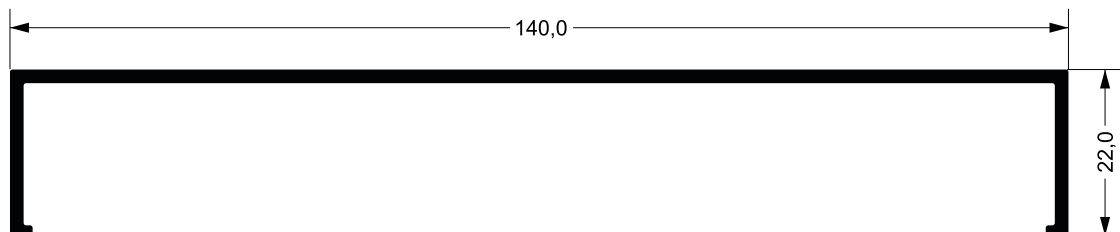
Integrada



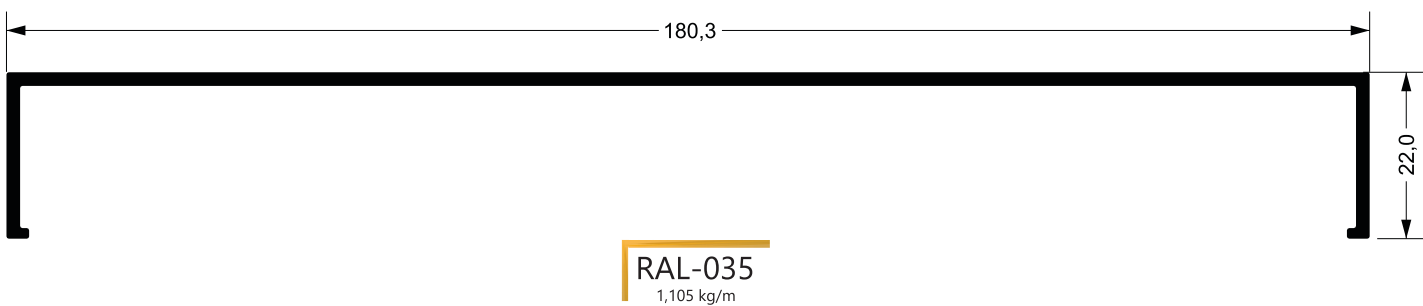
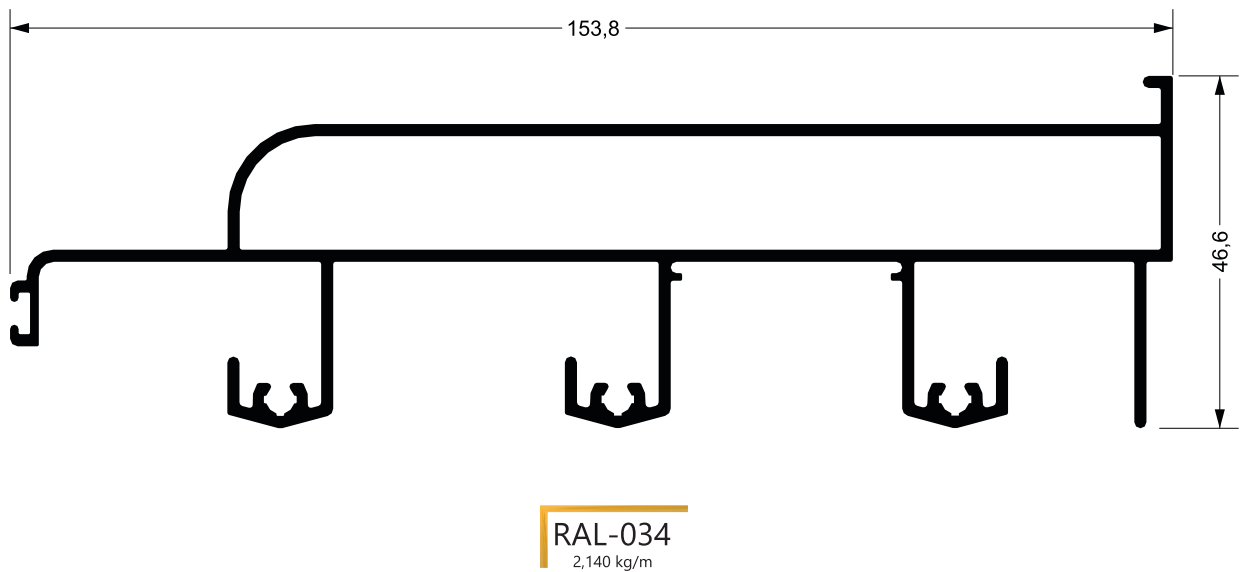
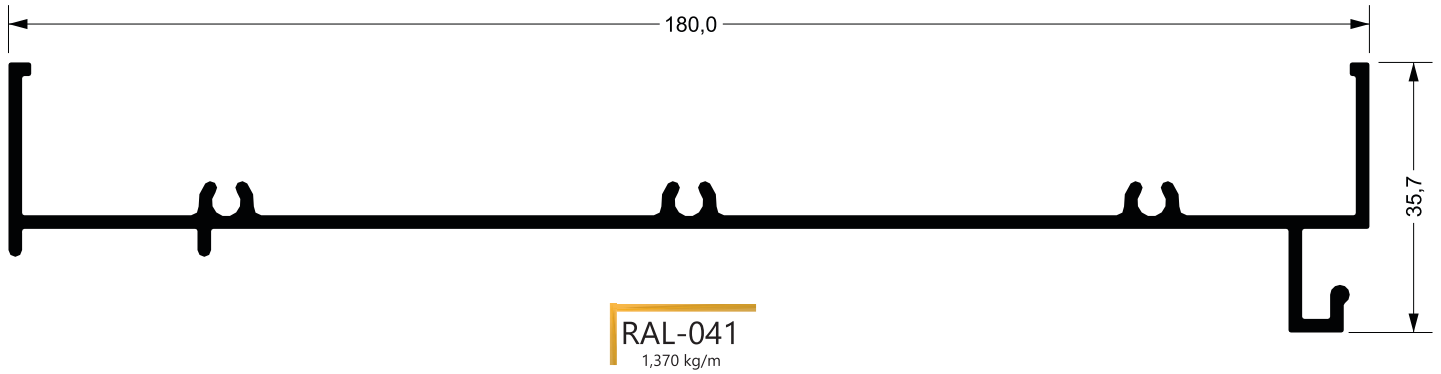
RAL-044/SB
1,750 kg/m



MN-002
0,669 kg/m



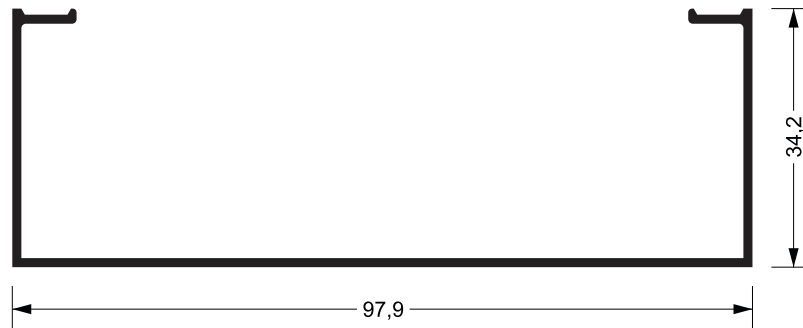
RAL-858
0,746 kg/m



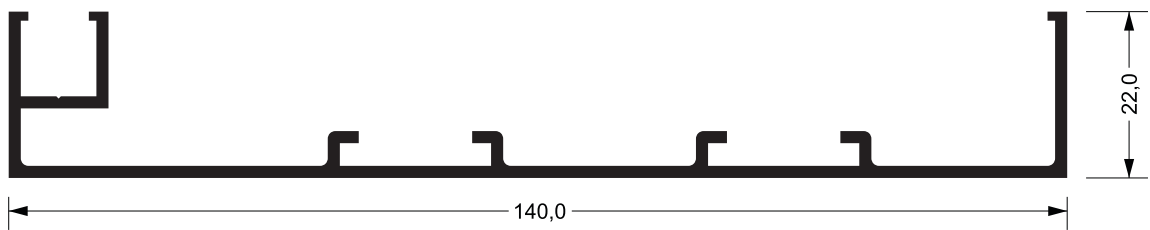


raltex
PERFIS DE ALUMÍNIO

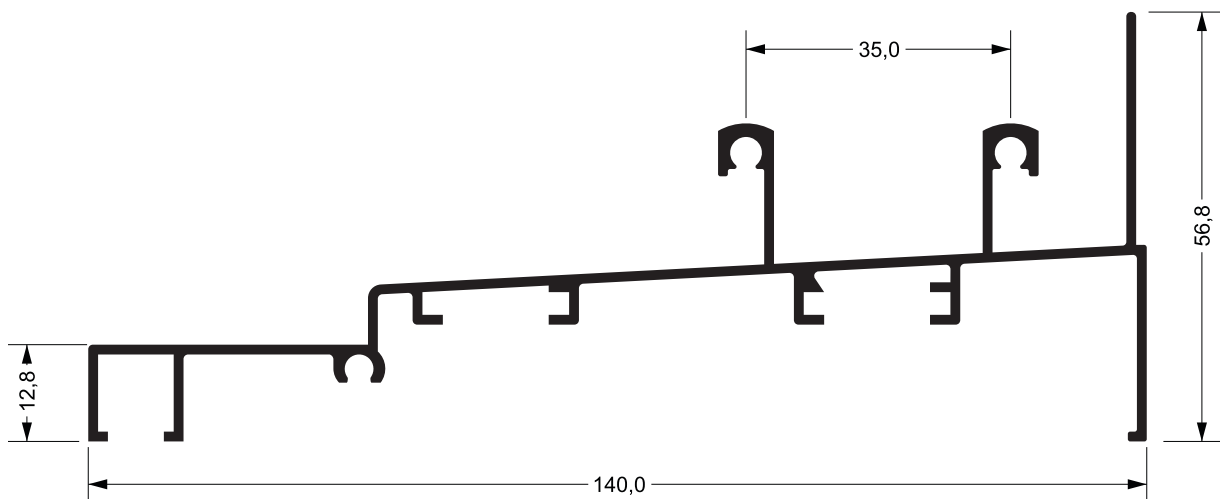
Integrada



MN-050
0,734 kg/m



MN-003
1,037 kg/m

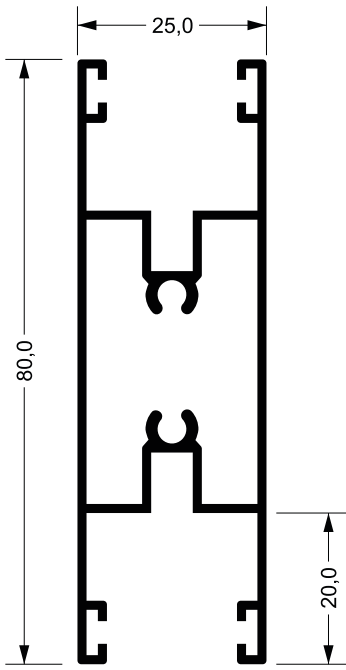


MN-010
1,420 kg/m

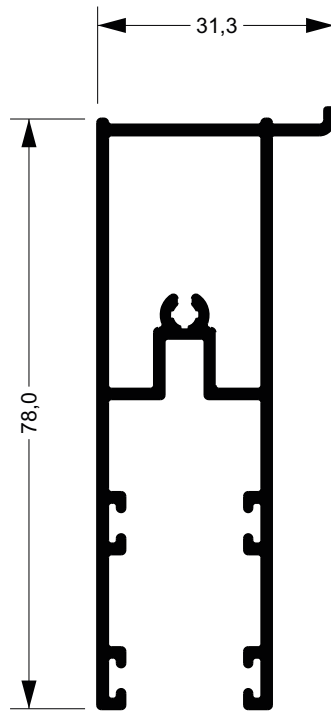


raltex
PERFIS DE ALUMÍNIO

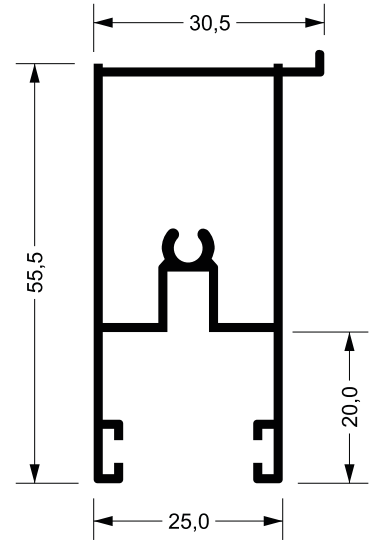
Integrada



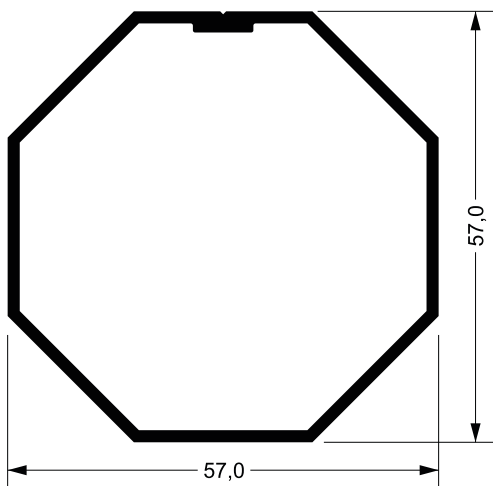
MN-027
0,189 kg/m



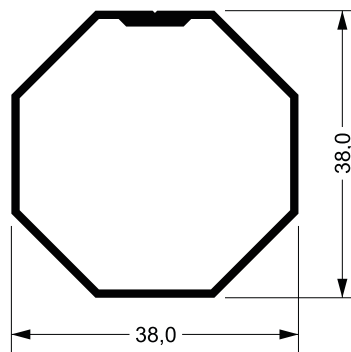
MN-007G
0,911 kg/m



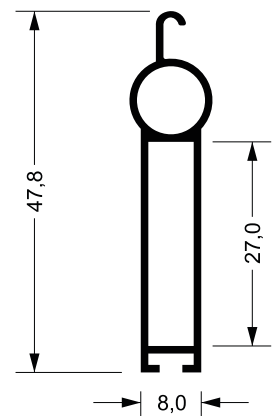
MN-007
0,707 kg/m



MN-015
0,790 kg/m



DS-238
0,500 kg/m

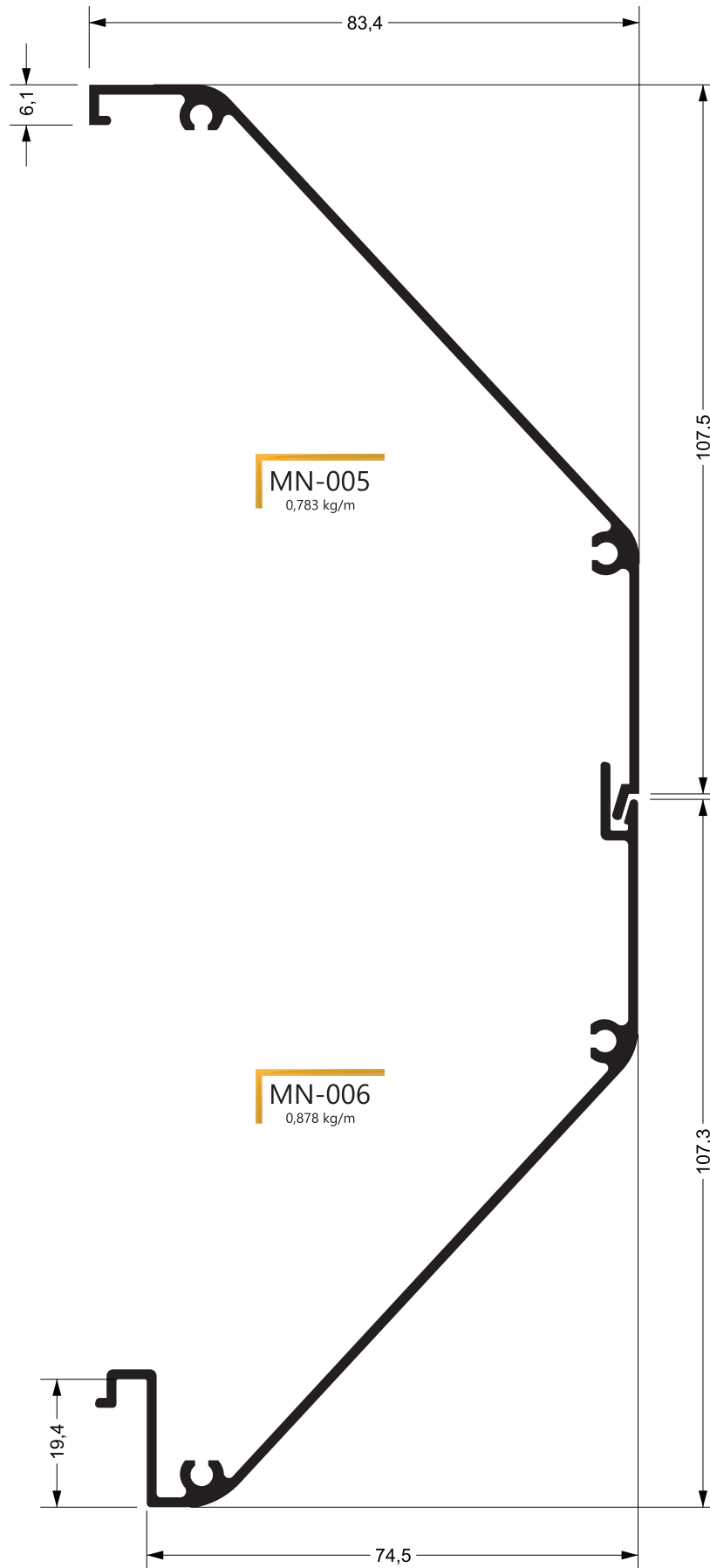


MN-055
0,382 kg/m



raltex
PERFIS DE ALUMÍNIO

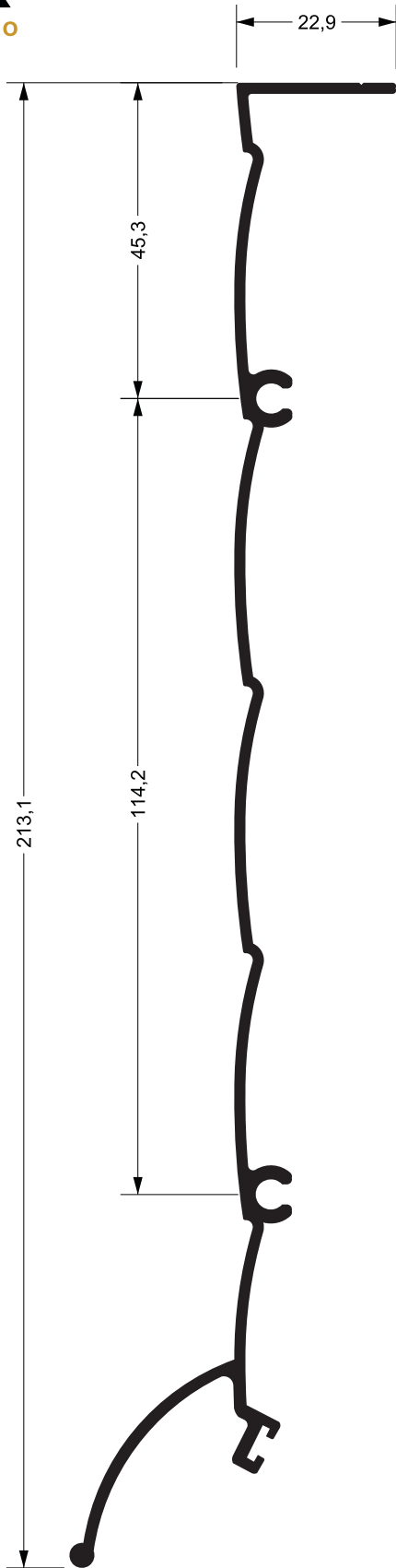
Integrada



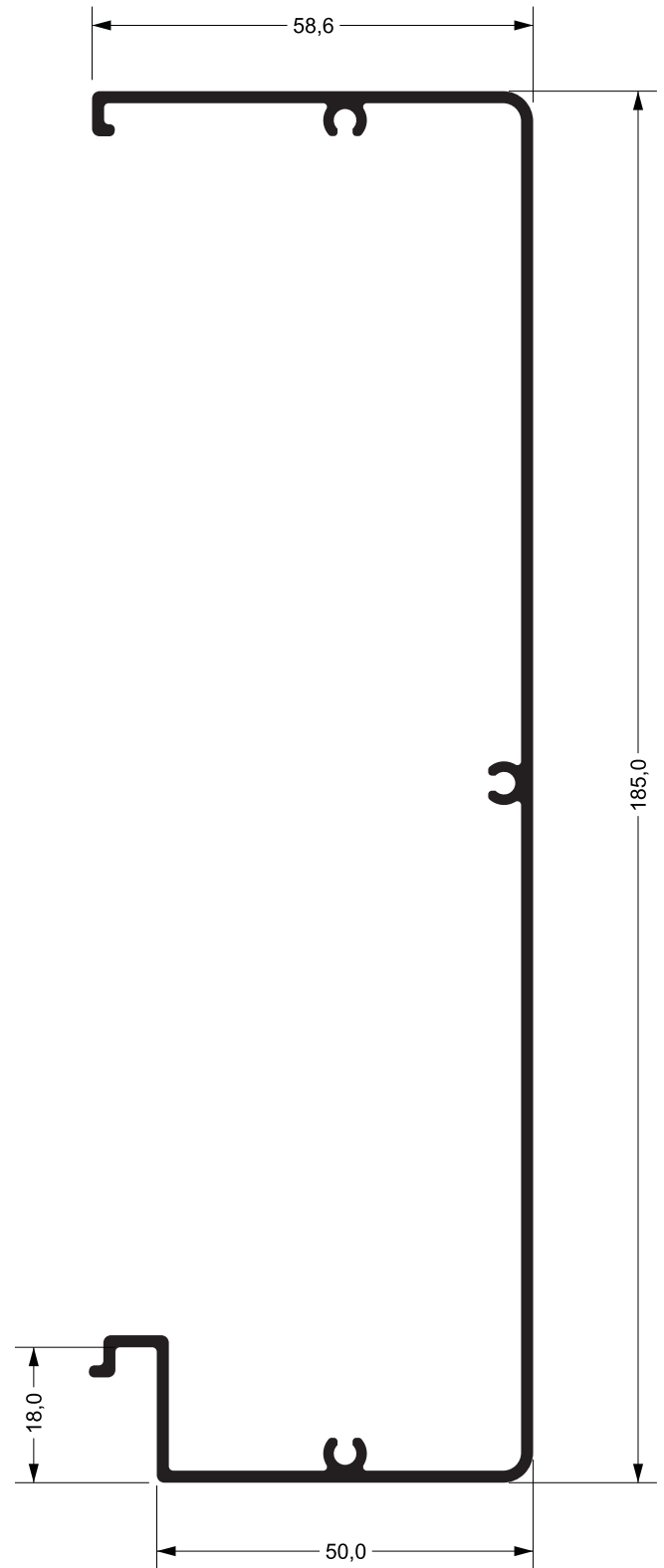


raltex
PERFIS DE ALUMÍNIO

Integrada



MN-039
1,356 kg/m

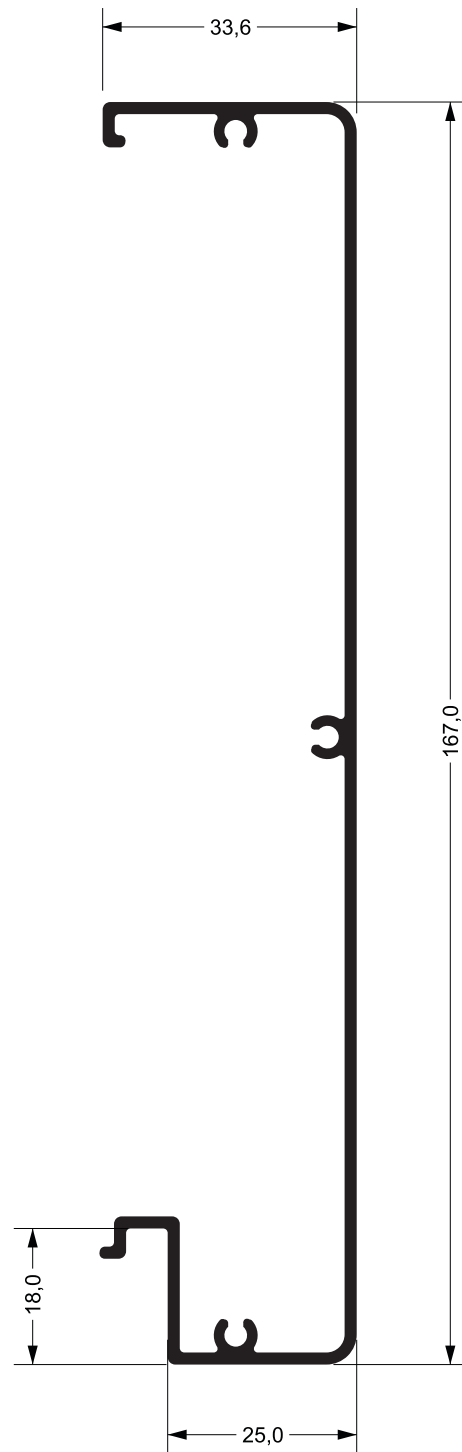


MN-032
1,286 kg/m



raltex
PERFIS DE ALUMÍNIO

Integrada

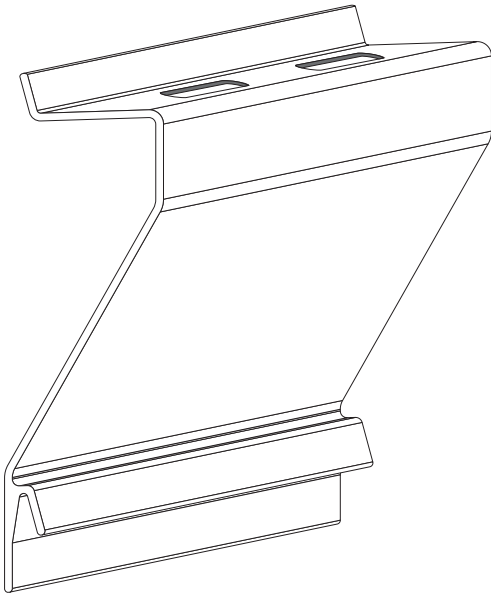


MN-031



raltex
PERFIS DE ALUMÍNIO


Veneziana



* VENTILADA

US-285

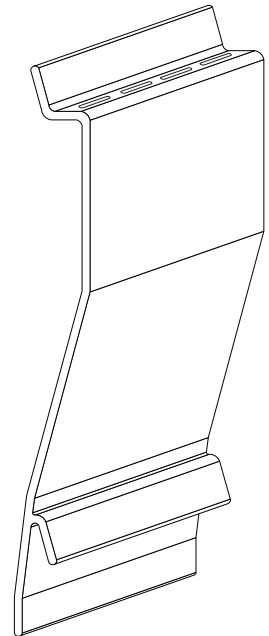
0,560 kg/m



* VENTILADA

US-294

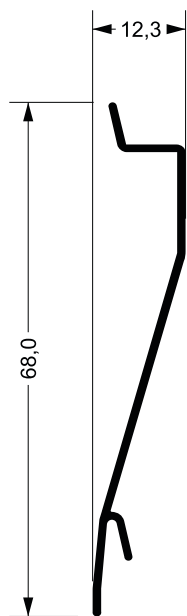
0,260 kg/m



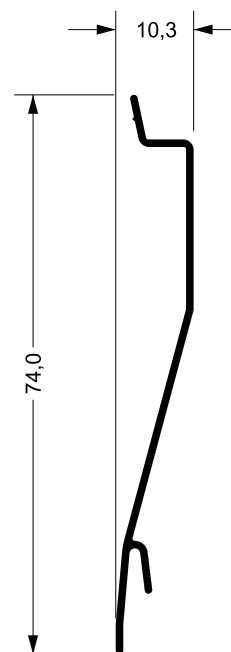
* VENTILADA

US-201

0,260 kg/m



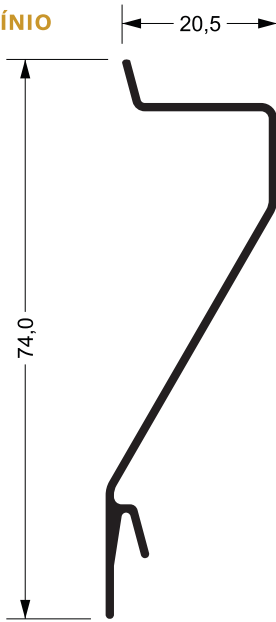
VZ-051
0,270 kg/m



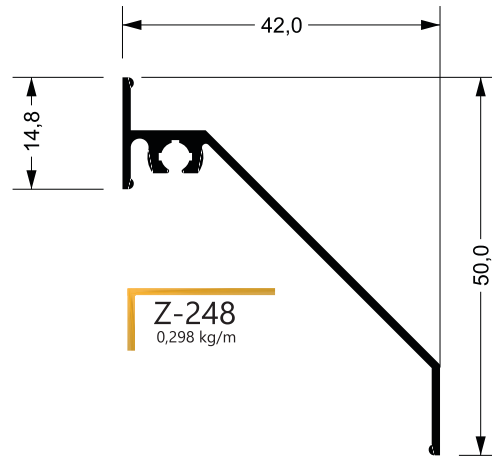
Z-201
0,275 kg/m



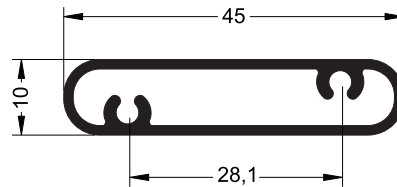
raltex
PERFIS DE ALUMÍNIO



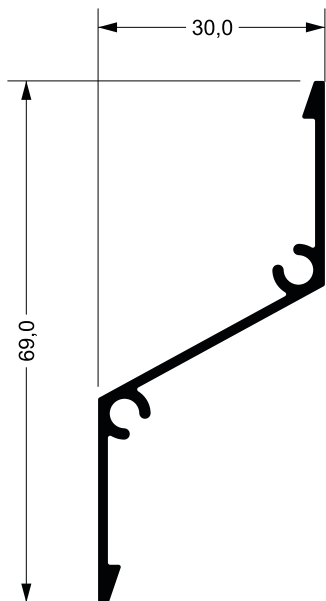
VZ-006
0,560 kg/m



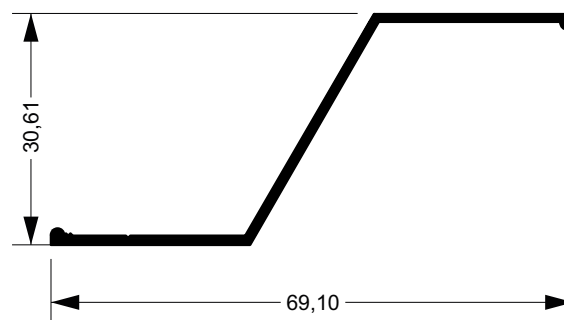
Z-248
0,298 kg/m



RAL-004
0,392 kg/m



VZ-060
0,394 kg/m

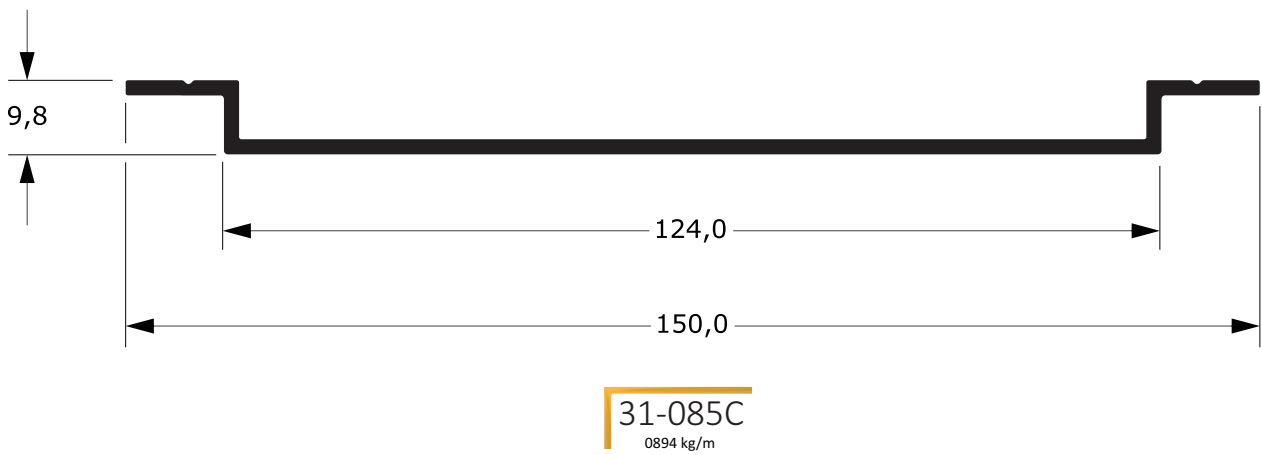
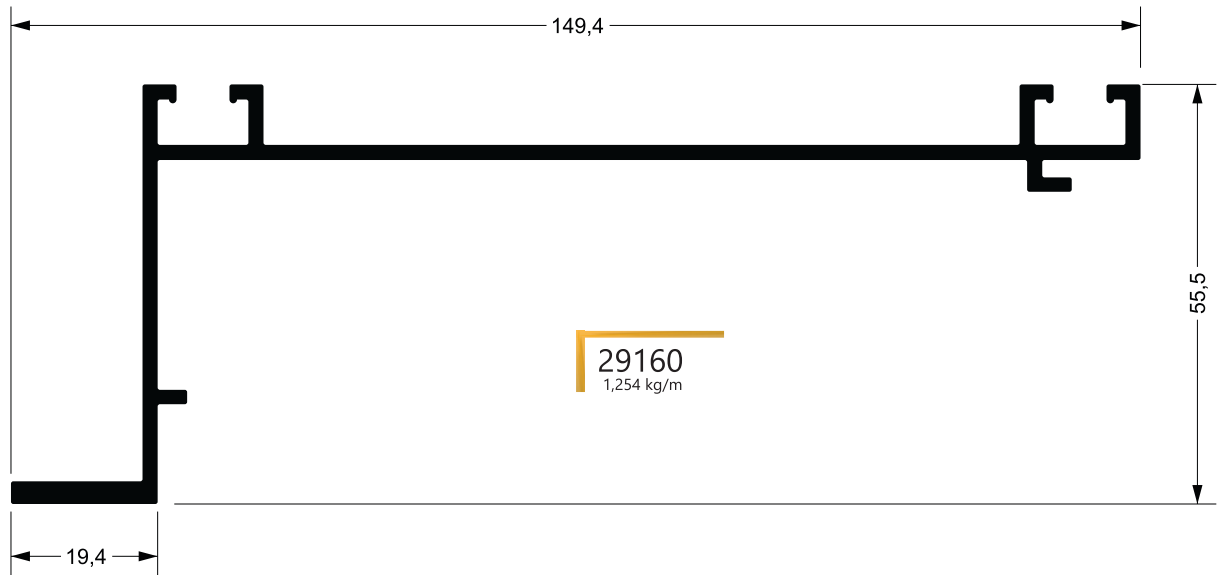


VZ-063
0,263 kg/m



Portões / Gradil / Corrimão / Brise

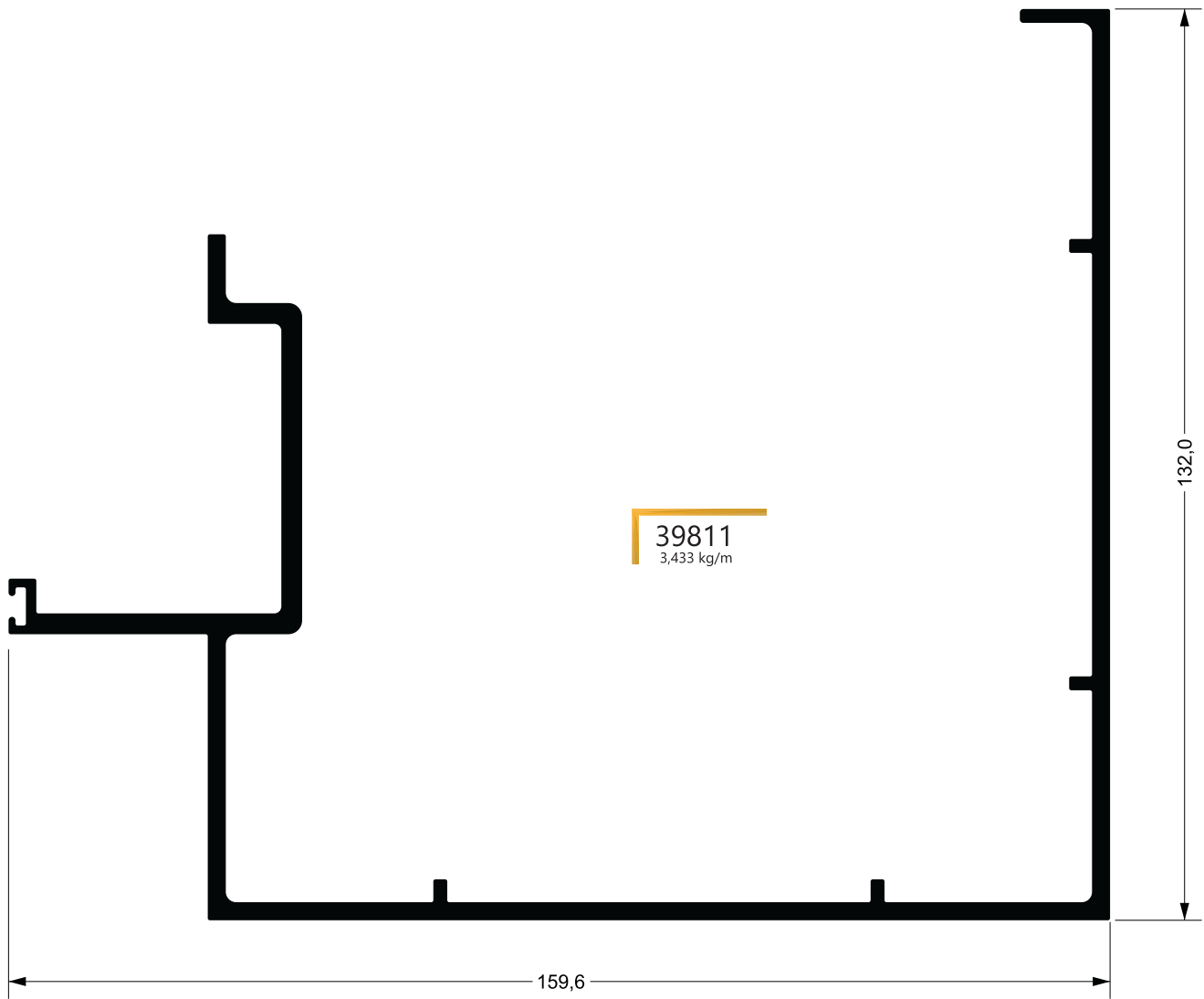
raltex
PERFIS DE ALUMÍNIO





Portões / Gradil / Corrimão / Brise

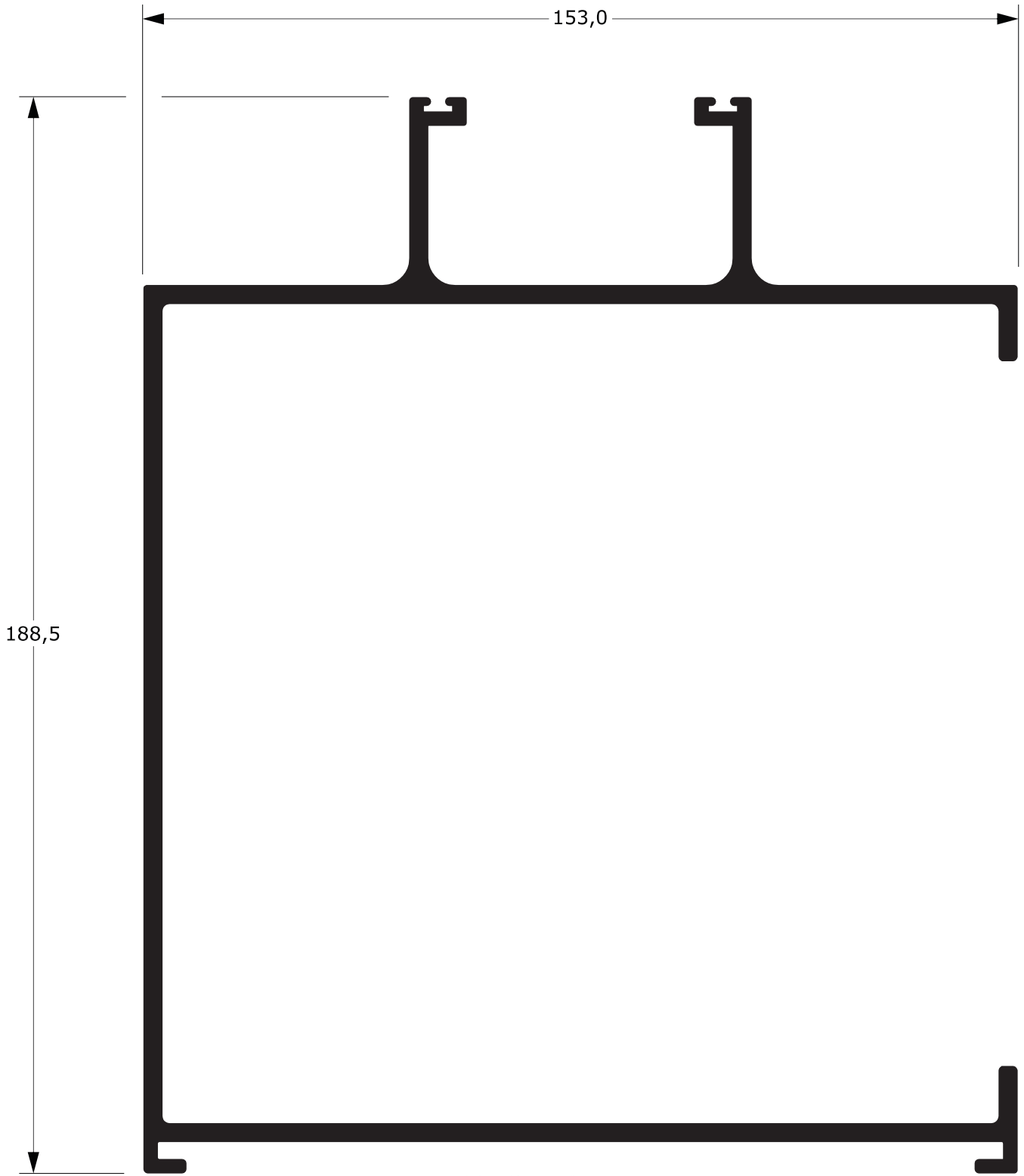
raltex
PERFIS DE ALUMÍNIO





Portões / Gradil / Corrimão / Brise

raltex
PERFIS DE ALUMÍNIO

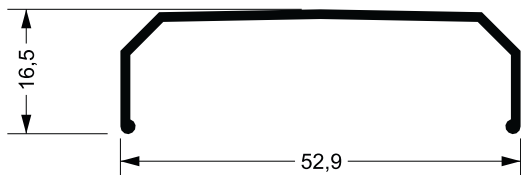


39-1822E
4,349 kg/m

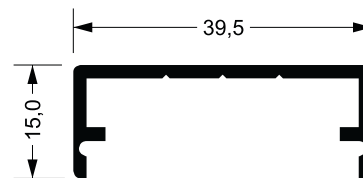


Portões / Gradil / Corrimão / Brise

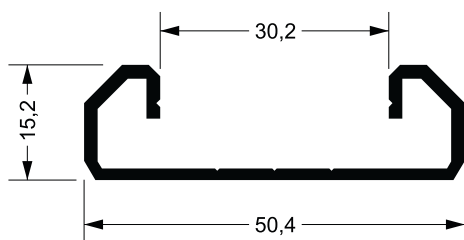
raltex
PERFIS DE ALUMÍNIO



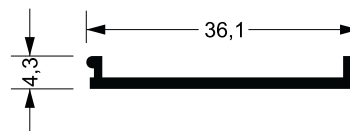
U-498
0,285 kg/m



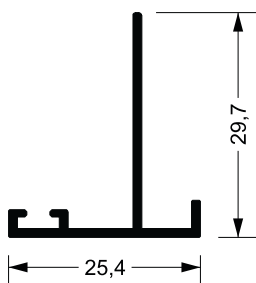
U-496
0,380 kg/m



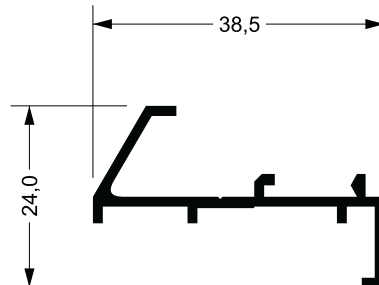
U-497
0,570 kg/m



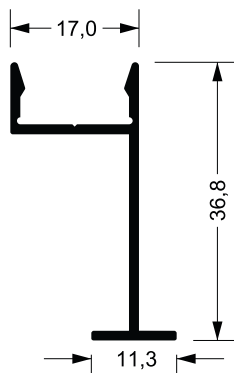
U-495
0,171 kg/m



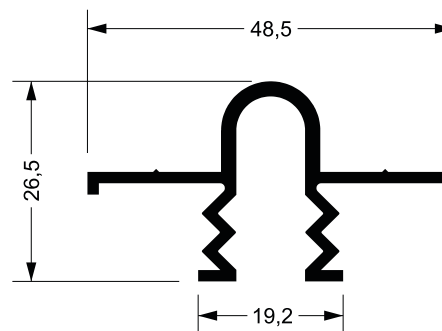
T-214
0,200 kg/m



Z-063
0,324 kg/m



50018
0,263 kg/m

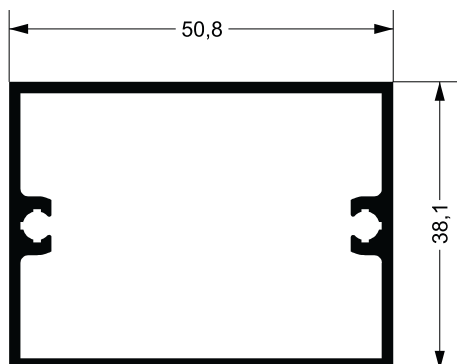


E-364
0,393 kg/m

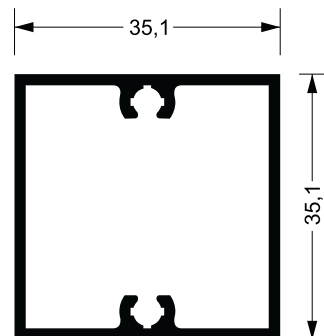


Portões / Gradil / Corrimão / Brise

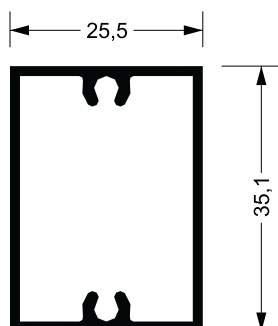
raltex
PERFIS DE ALUMÍNIO



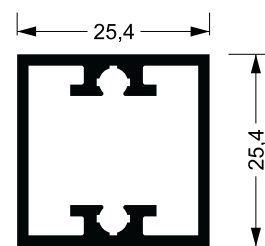
D-103
0,779 kg/m



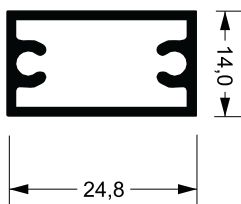
D-081
0,610 kg/m



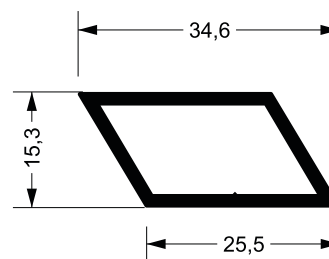
D-055
0,510 kg/m



D-080
0,524 kg/m



D-082
0,342 kg/m

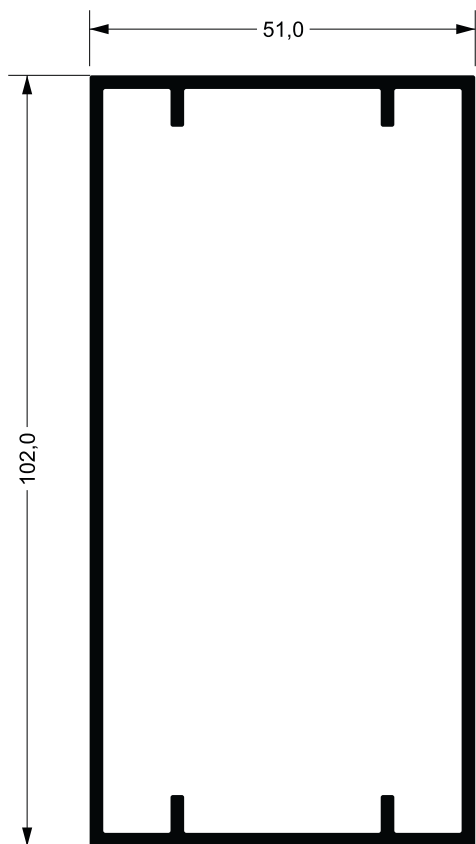


RAL-286
0,265 kg/m

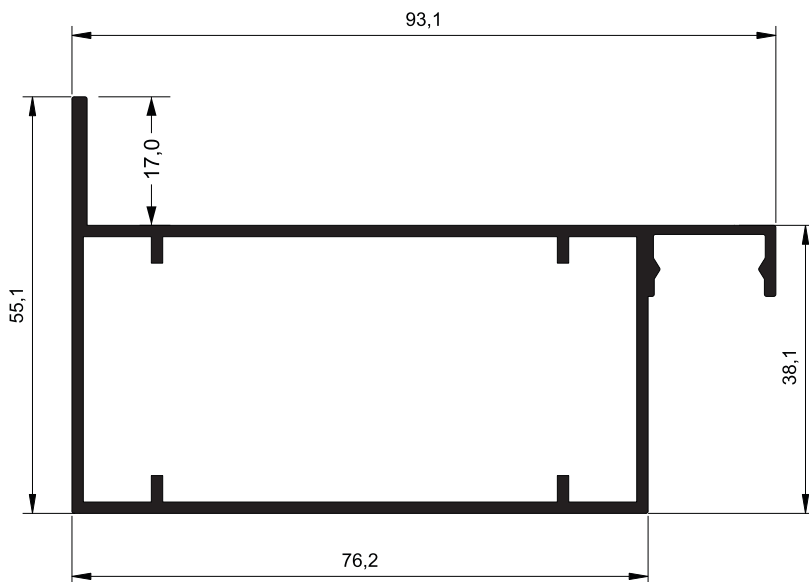


Portões / Gradil / Corrimão / Brise

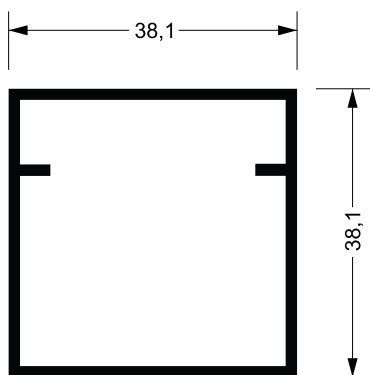
raltex
PERFIS DE ALUMÍNIO



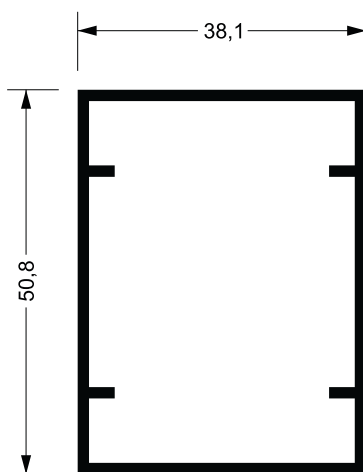
78719
1,555 kg/m



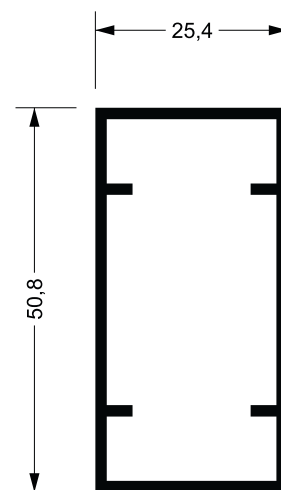
RAL-501
1,176 kg/m



D-102
0,627 kg/m



D-078
0,720 kg/m

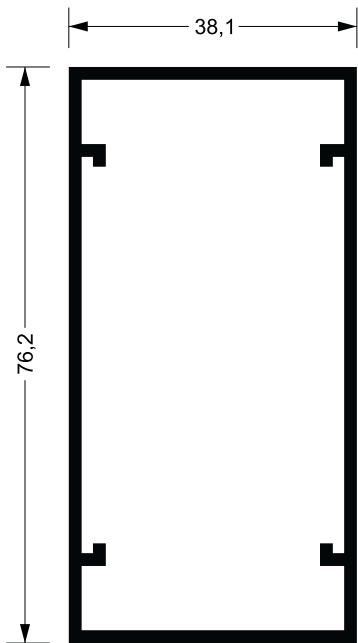


D-079
0,576 kg/m

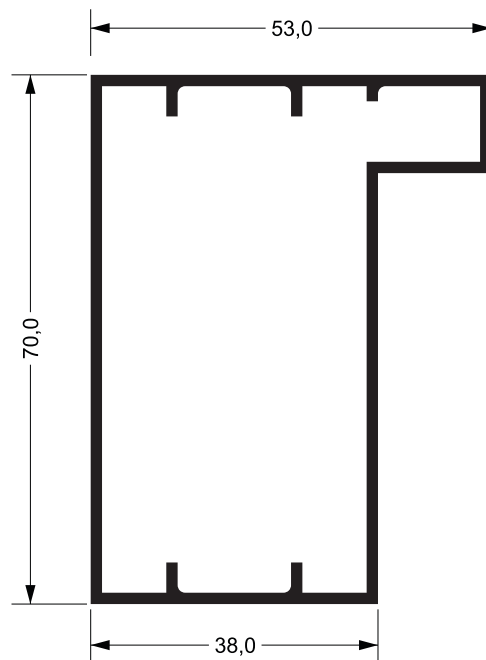


Portões / Gradil / Corrimão / Brise

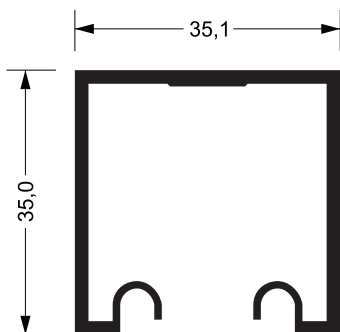
raltex
PERFIS DE ALUMÍNIO



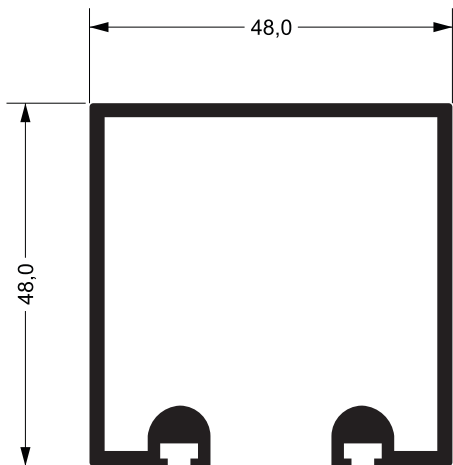
D-069
1,053 kg/m



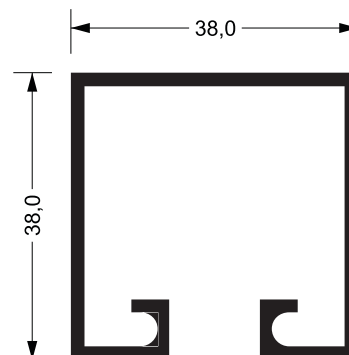
PC-010
1,190 kg/m



U-1098
0,560 kg/m



U-1049
1,500 kg/m

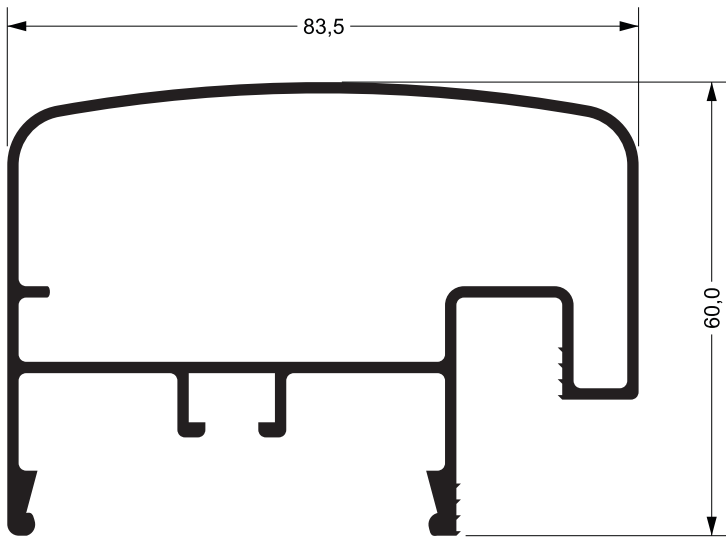


U-990
0,650 kg/m

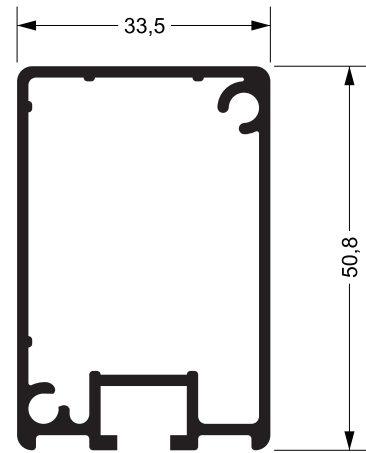


Portões / Gradil / Corrimão / Brise

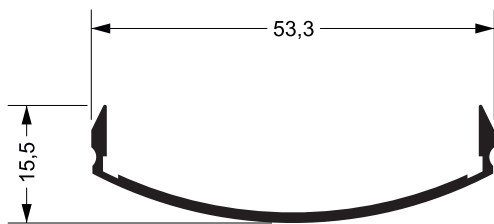
raltex
PERFIS DE ALUMÍNIO



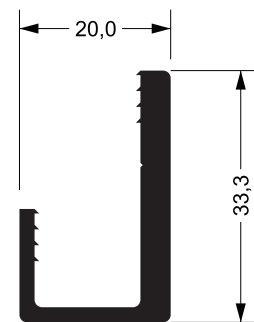
CG-083
1,321 kg/m



CG-077
0,488 kg/m



CG-074
0,242 kg/m

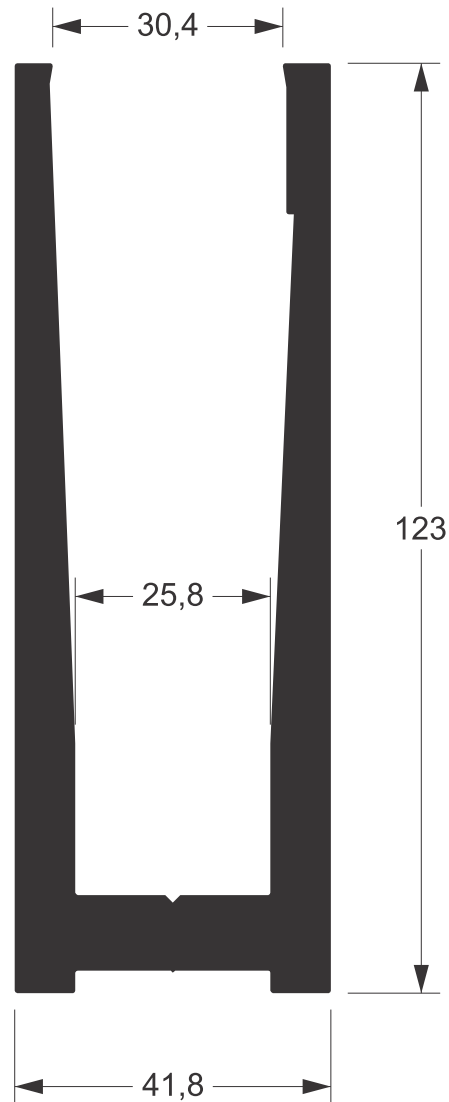


CG-075
0,519 kg/m



Portões / Gradil / Corrimão / Brise

raltex
PERFIS DE ALUMÍNIO

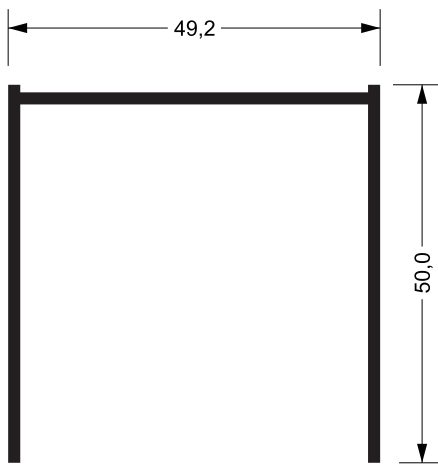


RAL-046
4,624 Kg/m

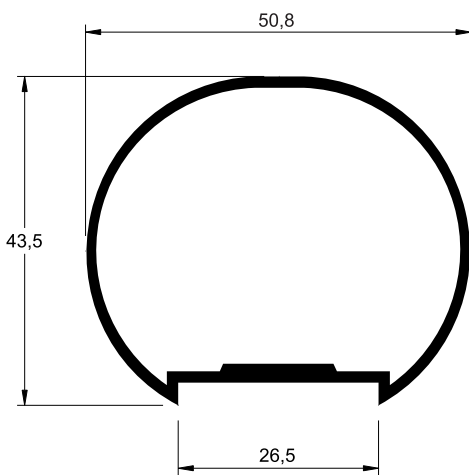


Portões / Gradil / Corrimão / Brise

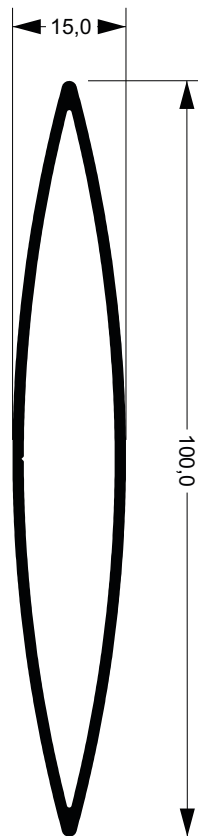
raltex
PERFIS DE ALUMÍNIO



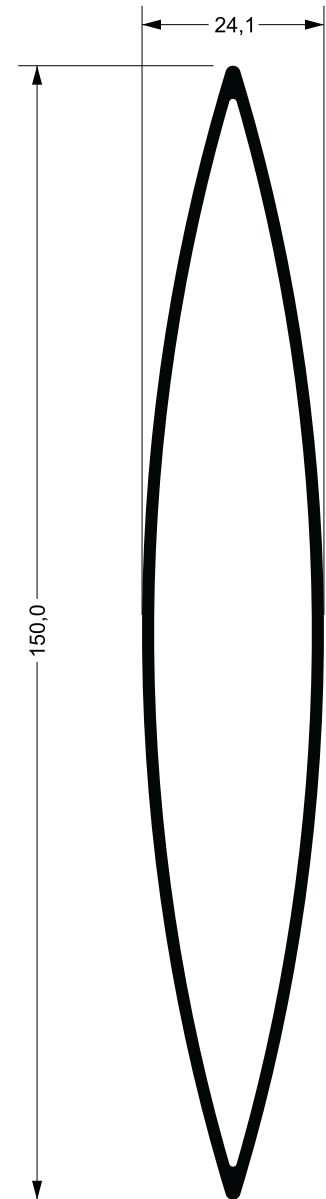
39498
0,636 kg/m



D-094
0,686 kg/m



D-059
0,844 kg/m

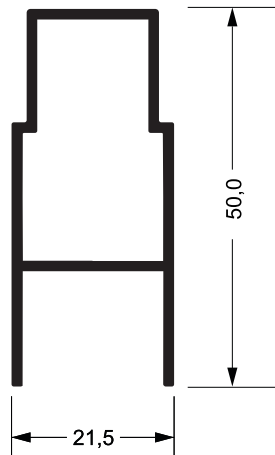


D-053
1,300 kg/m

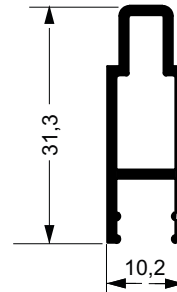


Portões / Gradil / Corrimão / Brise

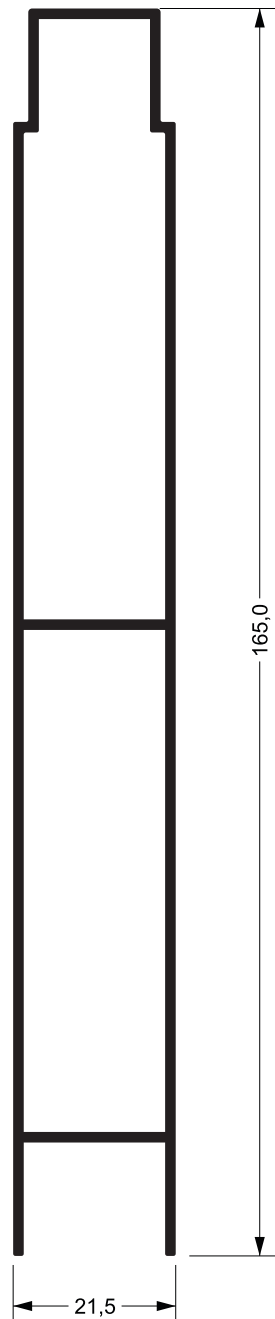
raltex
PERFIS DE ALUMÍNIO



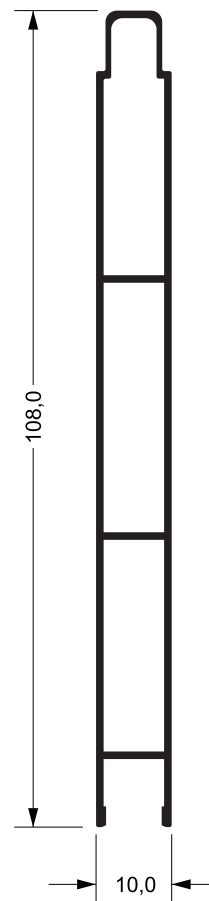
CX-188
0,629 kg/m



CX-186
0,300 kg/m



CX-189
1,600 kg/m

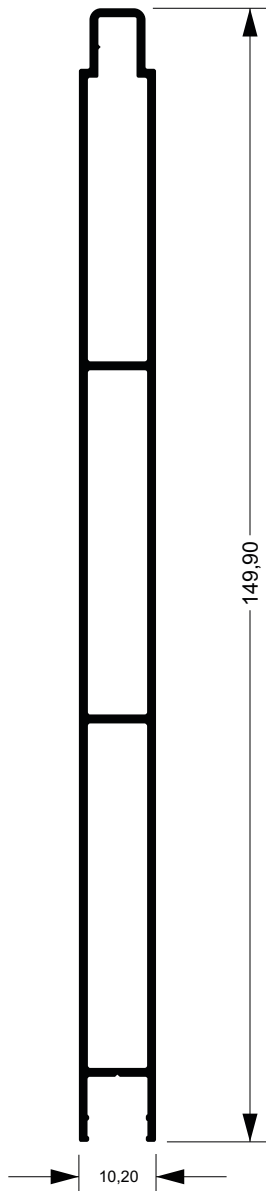


CX-185
0,841 kg/m

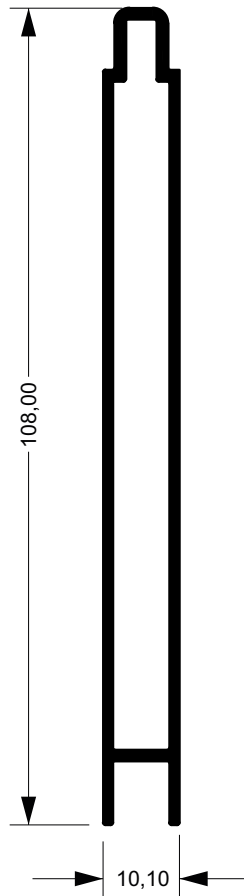


raltex
PERFIS DE ALUMÍNIO

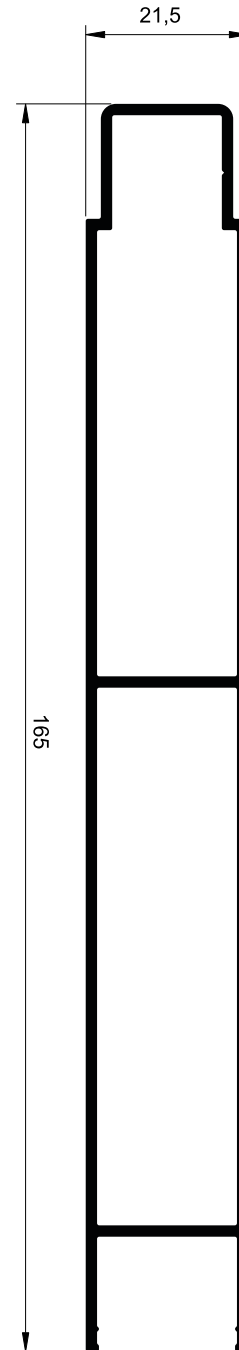
Lambril



CX-184
1,072 kg/m



CX-185A
0,921 kg/m

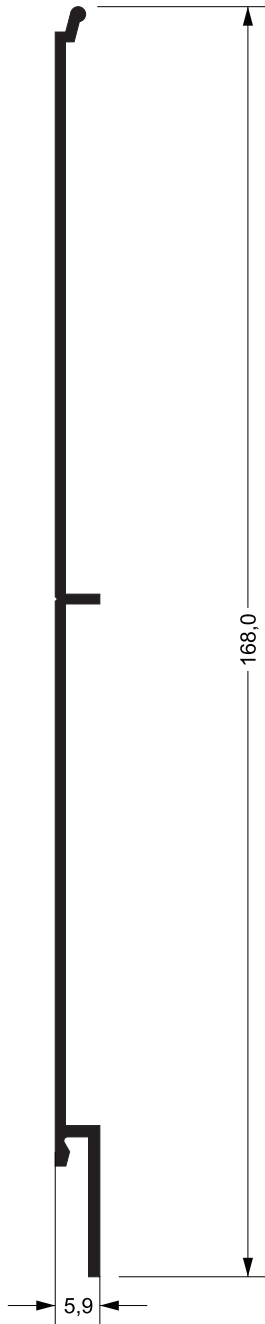


CX-187
1,215 kg/m




raltex
PERFIS DE ALUMÍNIO

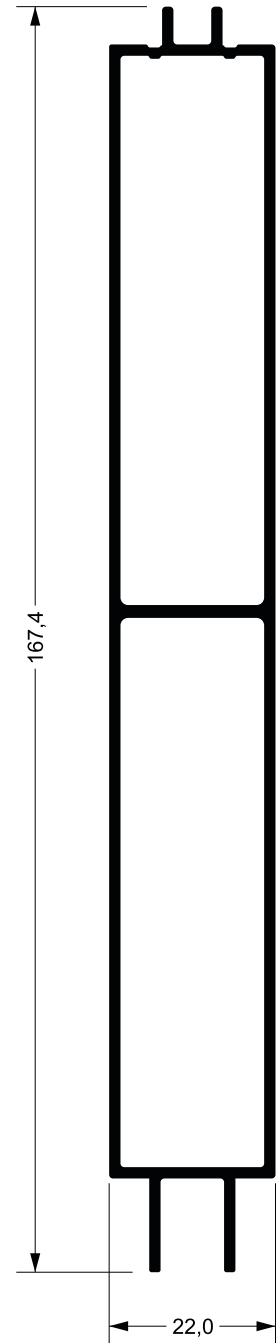
Lambril



Y-335
0,792 kg/m



RAL-528
0,588 kg/m

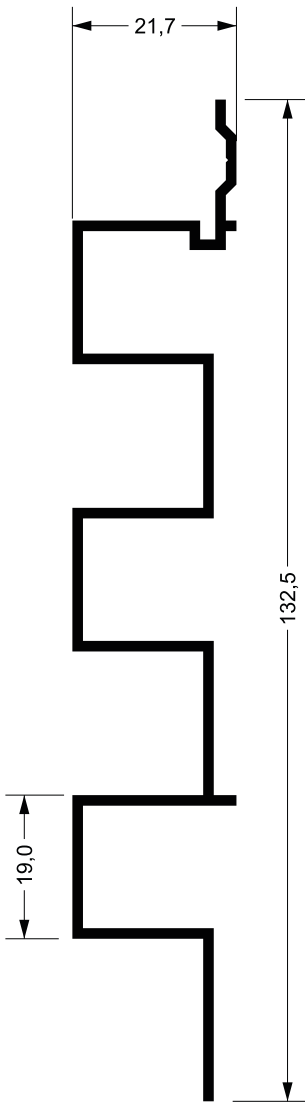


78-1740D
1,800 kg/m

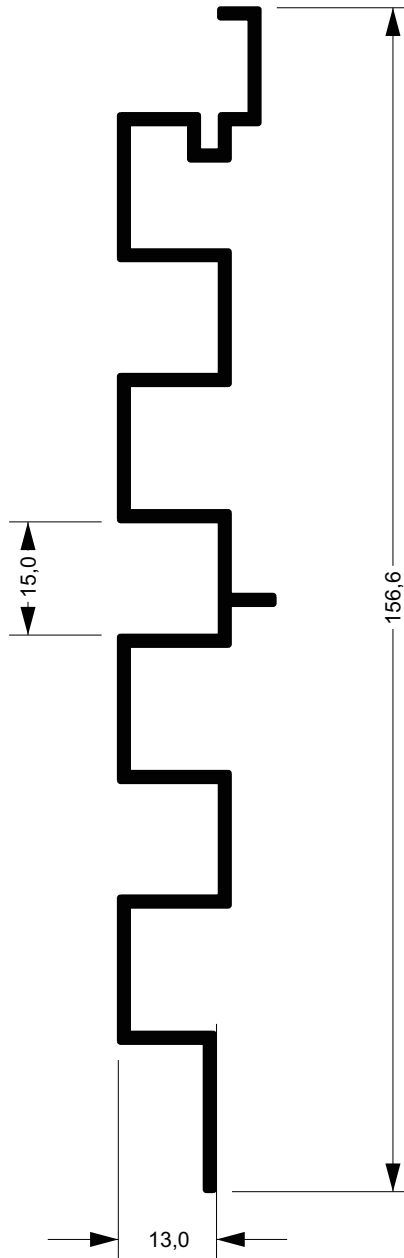


raltex
PERFIS DE ALUMÍNIO

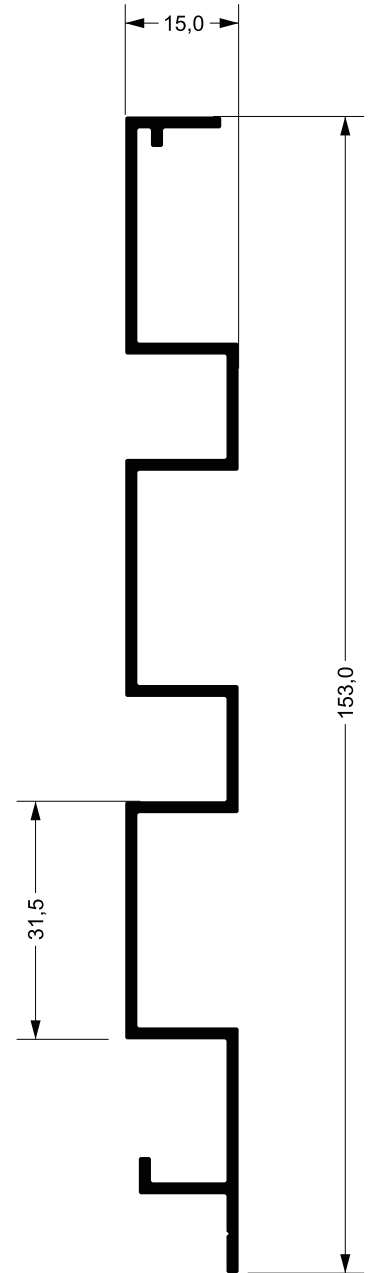
Lambril



RAL-689
0,990 kg/m



RAL-783
1,162 kg/m

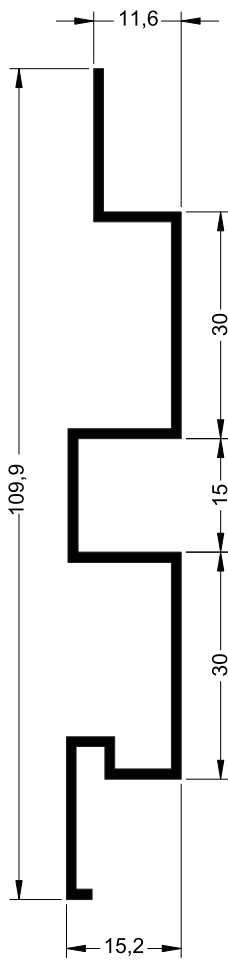


RAL-782
0,951 kg/m

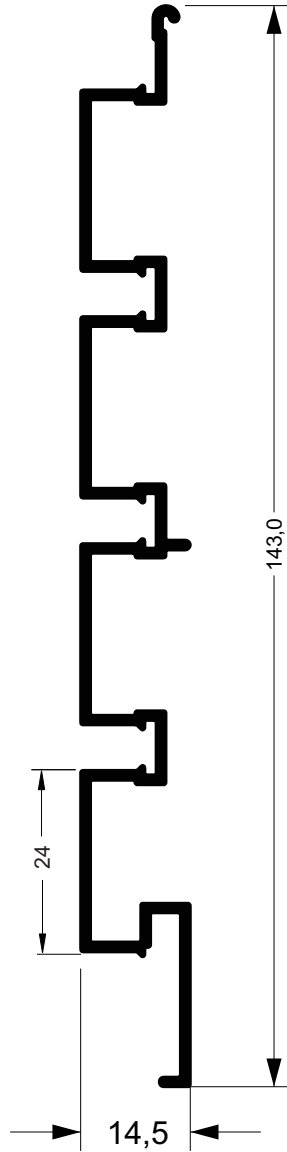


raltex
PERFIS DE ALUMÍNIO

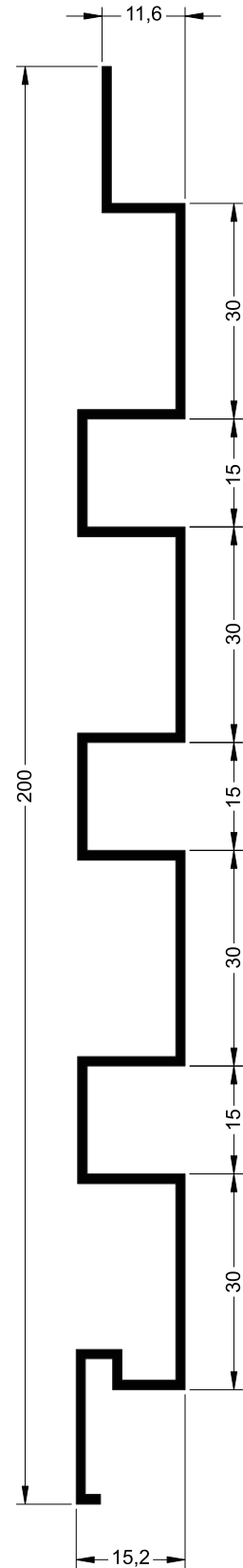
Lambril



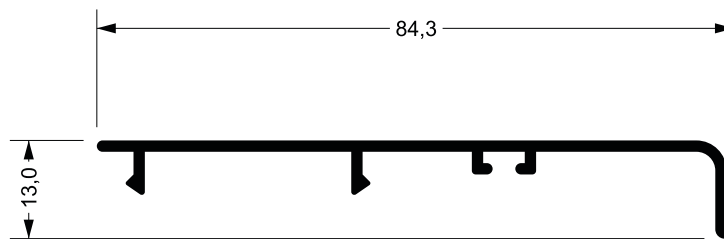
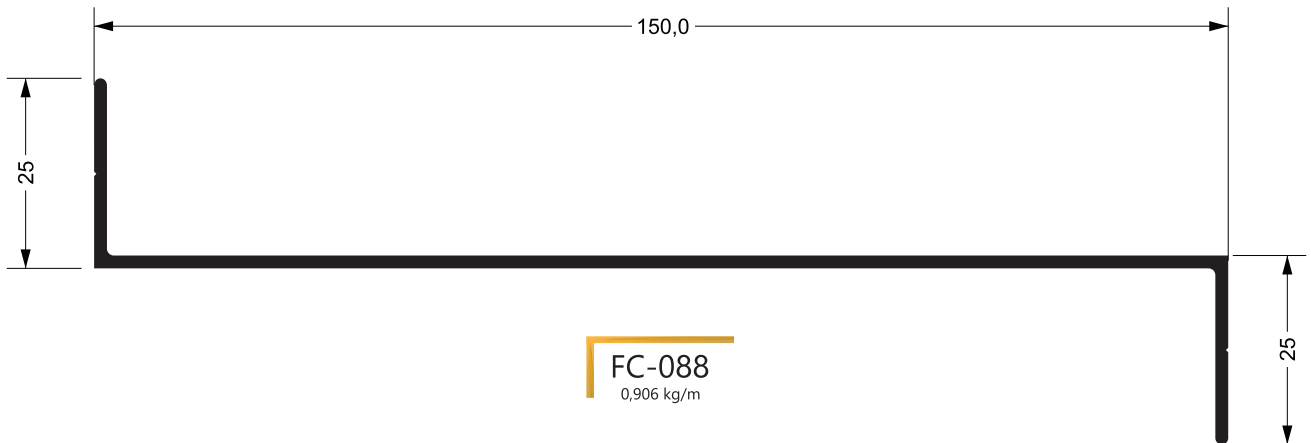
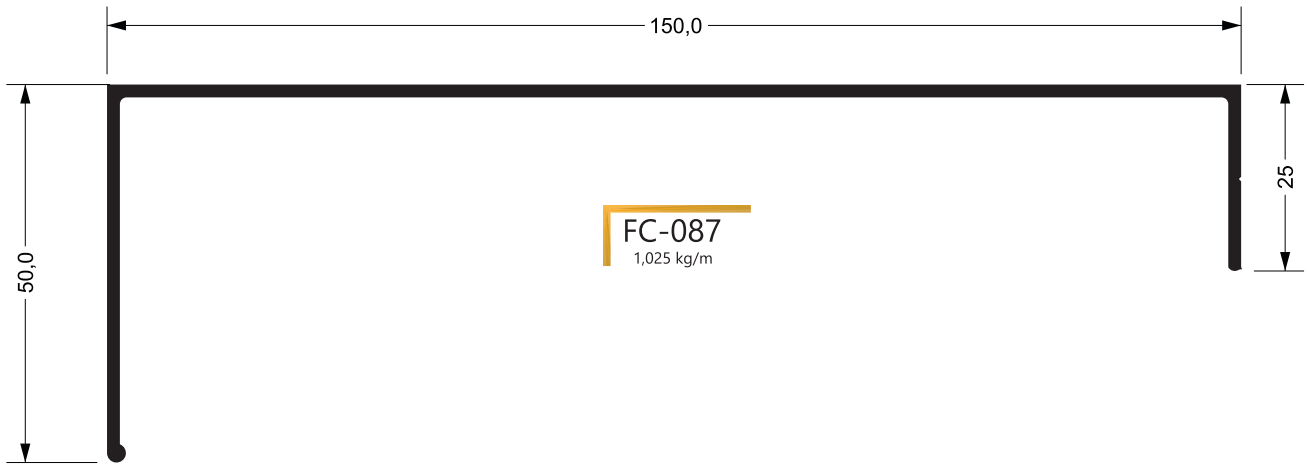
RAL-699
0,653kg/m



RAL-784
0,901 kg/m



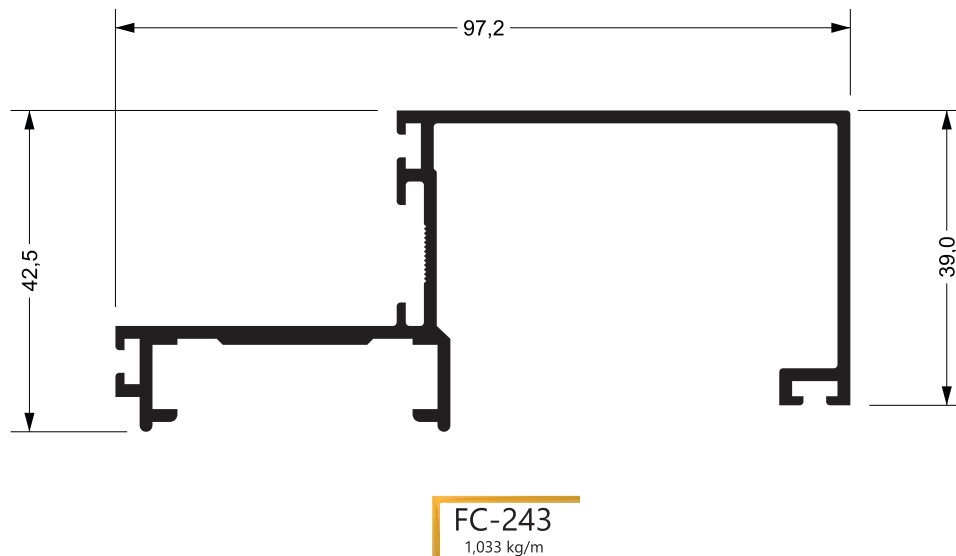
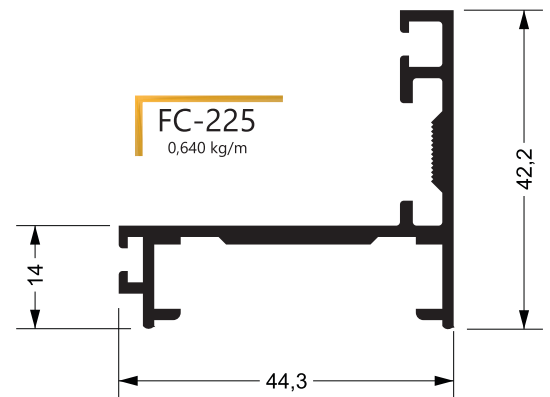
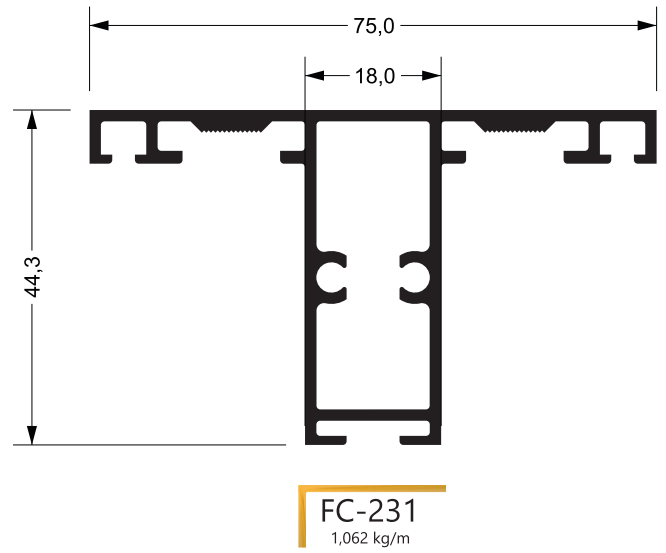
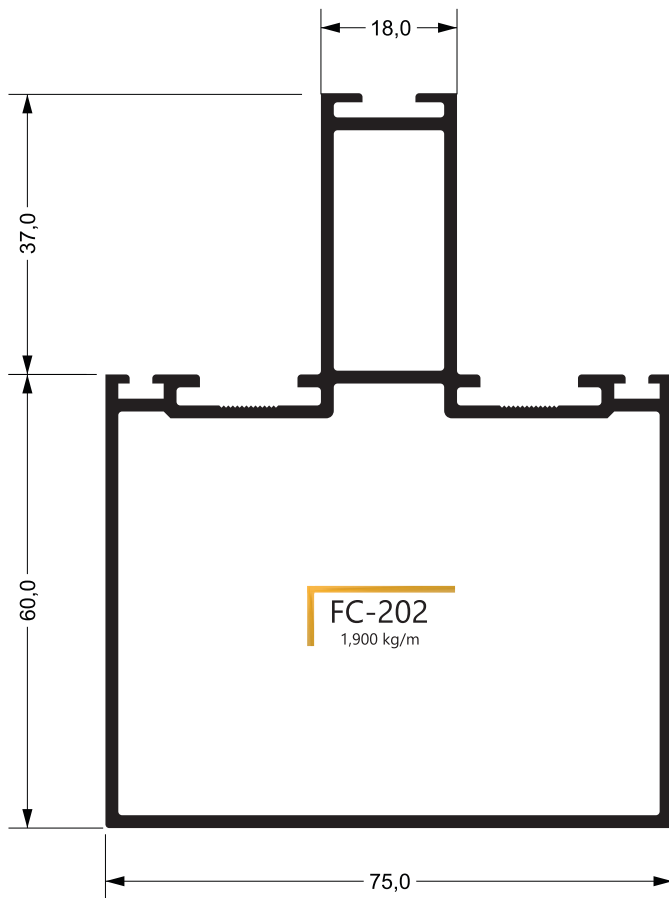
RAL-977
1,035 kg/m





raltex
PERFIS DE ALUMÍNIO

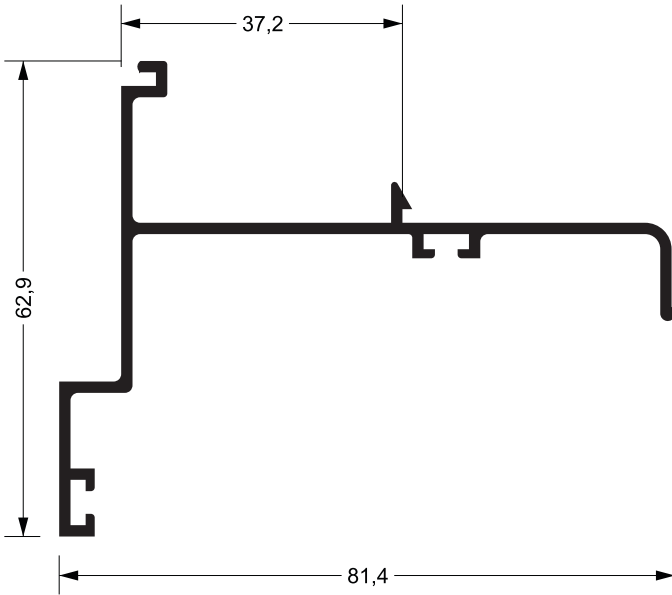
Fachada



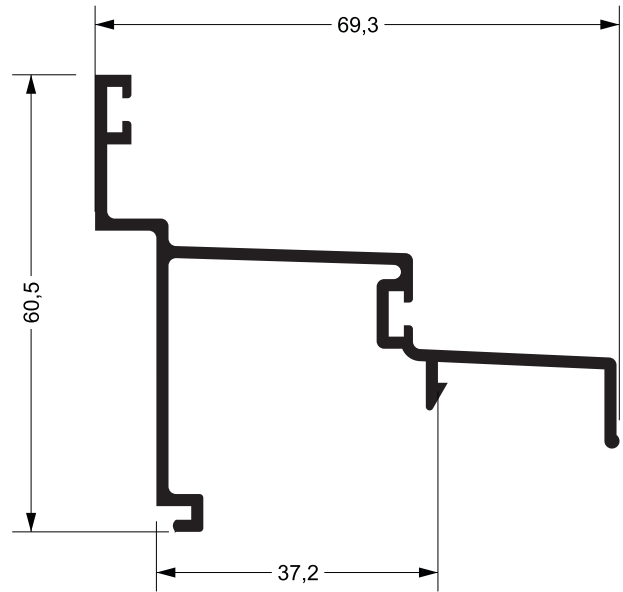


raltex
PERFIS DE ALUMÍNIO

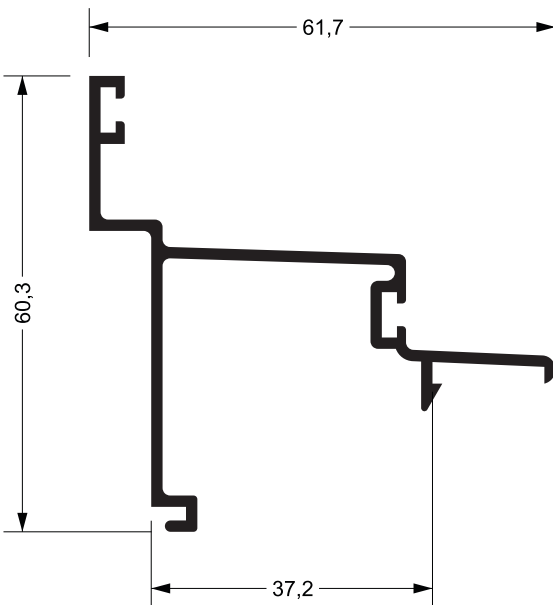
Fachada



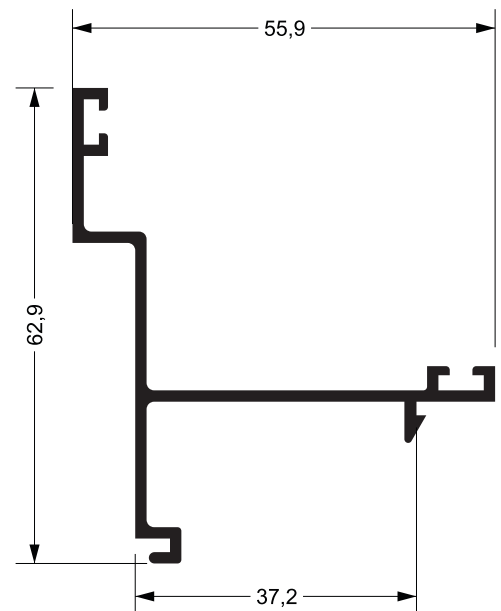
FC-226
0,749 kg/m



FC-222
0,759 kg/m



FC-227
0,740 kg/m

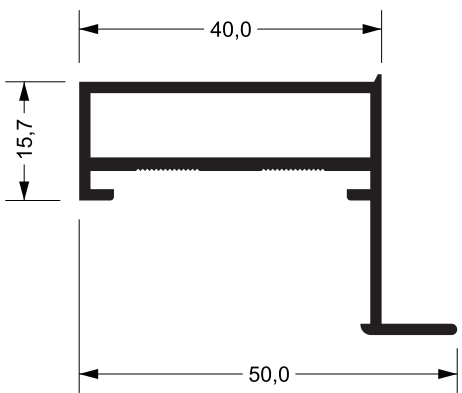


FC-249
0,604 kg/m

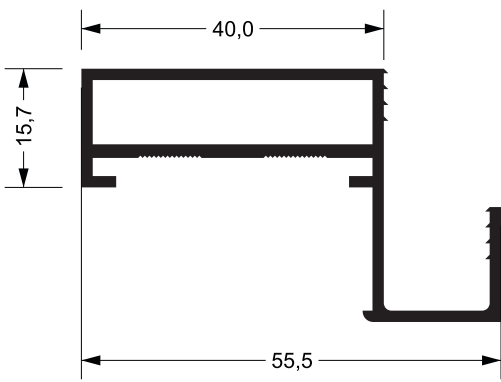


raltex
PERFIS DE ALUMÍNIO

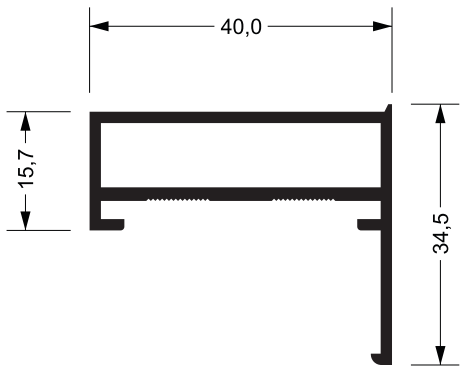
Fachada



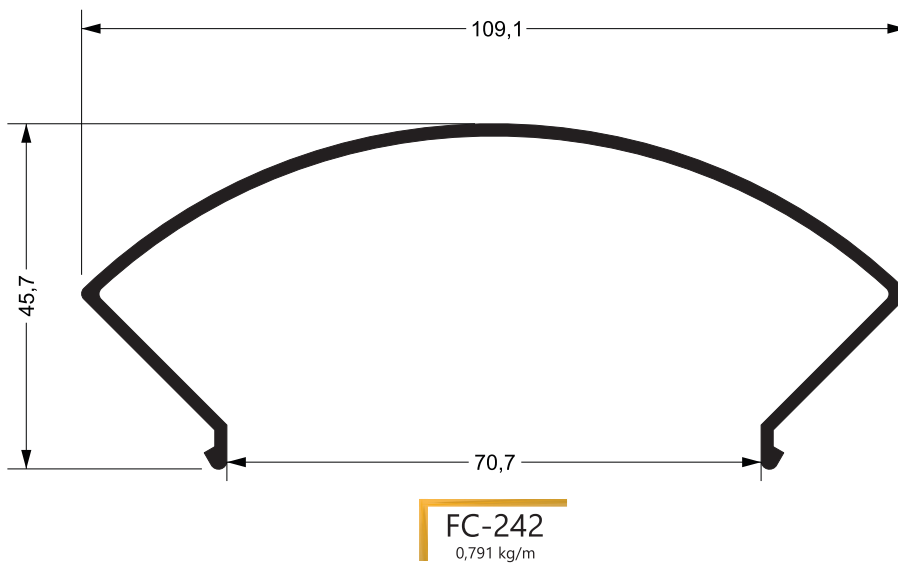
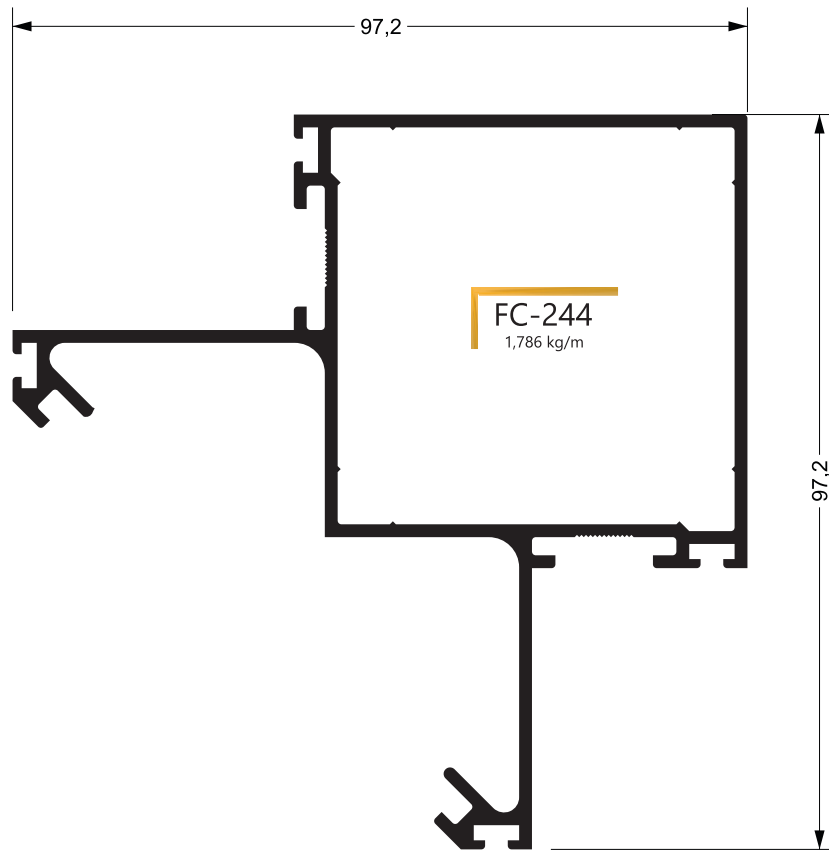
FC-228
0,600 kg/m

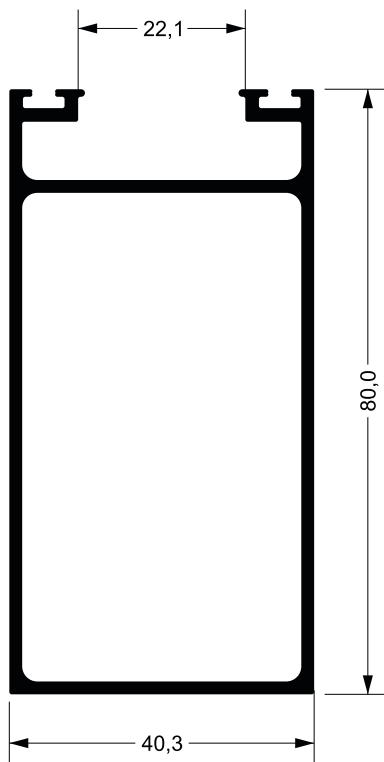


FC-293
0,651 kg/m

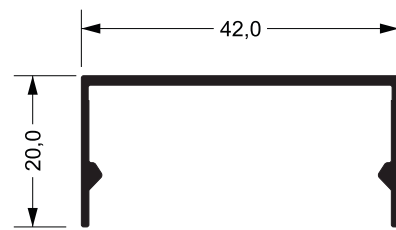


FC-261
0,556 kg/m

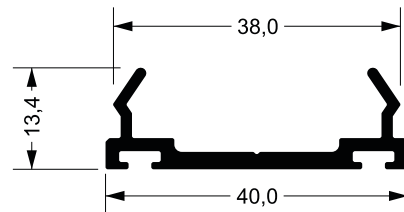




A-072
1,280 kg/m



U-621
0,265 kg/m




U-615
0,434 kg/m



raltex
PERFIS DE ALUMÍNIO

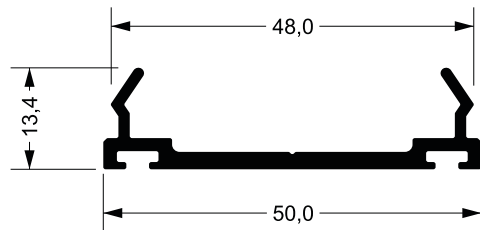
Fachada Cortina



A-096
1,822 kg/m



U-877
0,350 kg/m

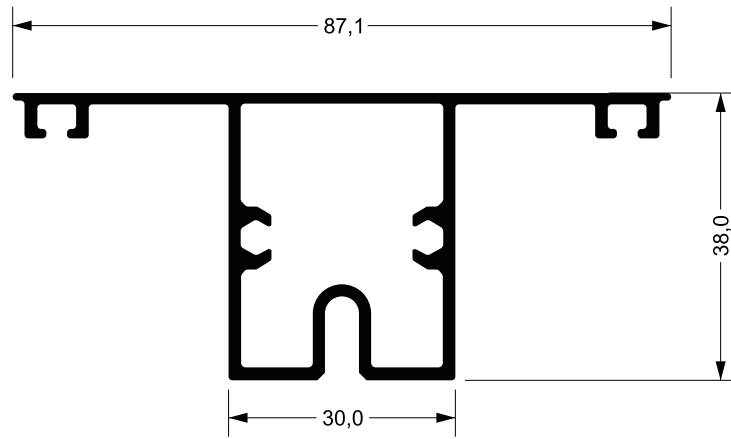


U-878
0,434 kg/m

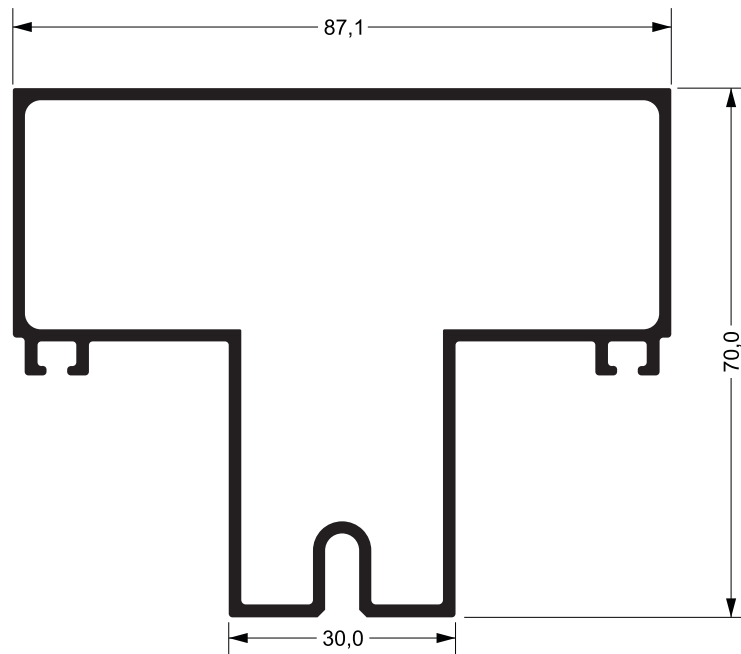


raltex
PERFIS DE ALUMÍNIO

Fachada



RA-204
1,046 kg/m

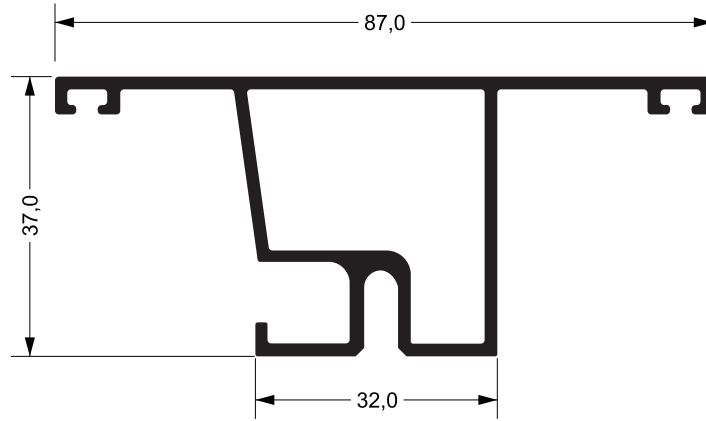


RA-400
1,870 kg/m

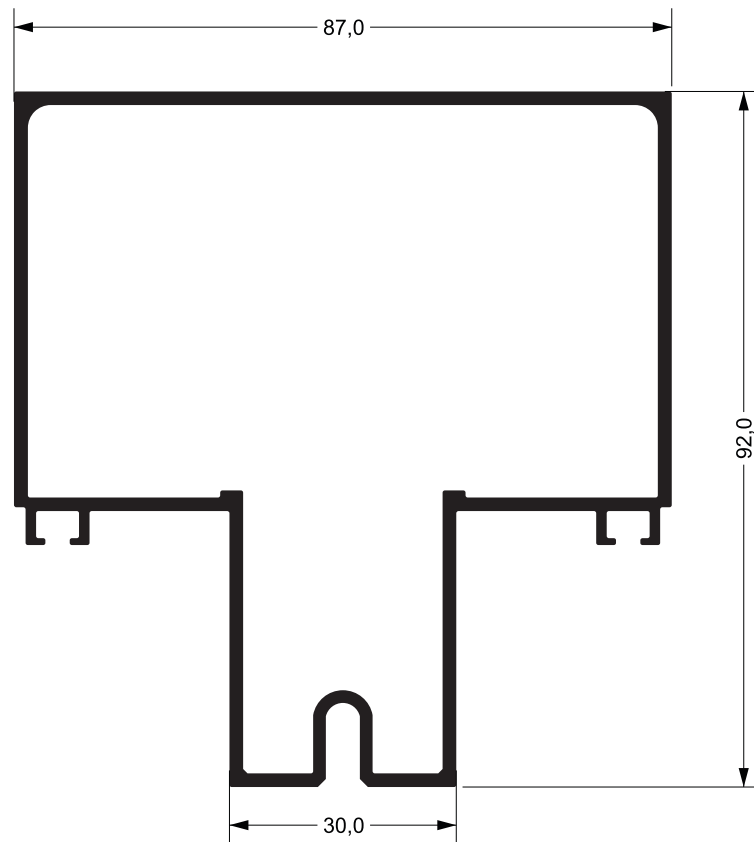


raltex
PERFIS DE ALUMÍNIO

Fachada



RA-211
0,998 kg/m

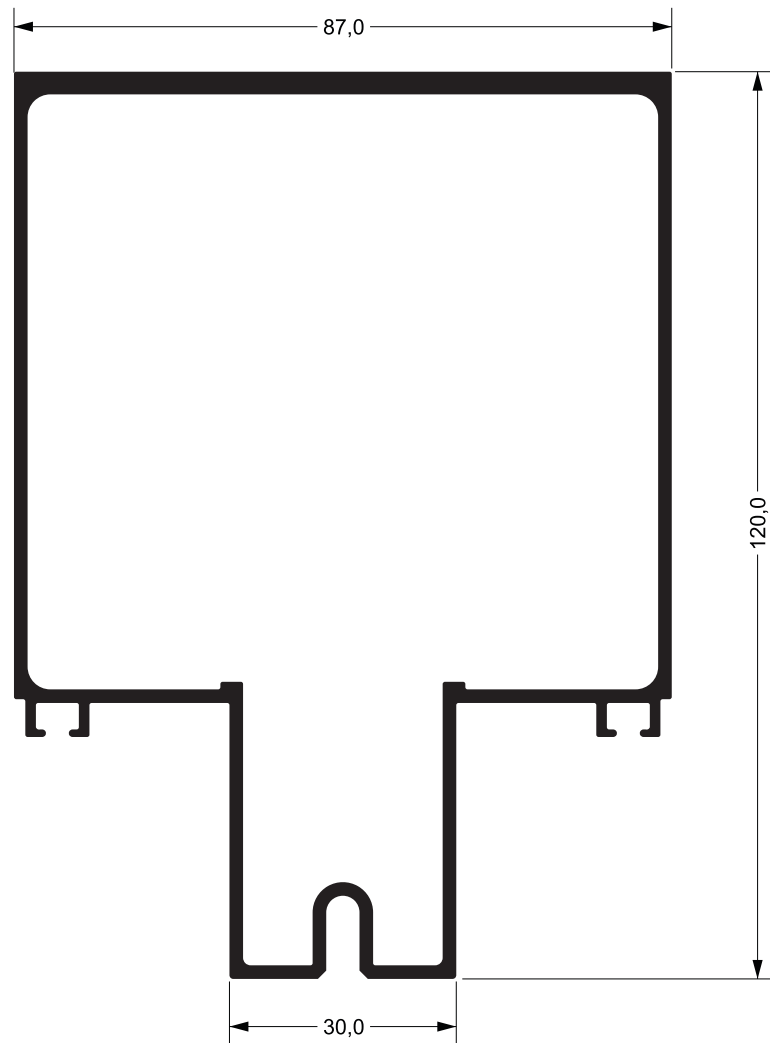


RA-200
1,968 kg/m



raltex
PERFIS DE ALUMÍNIO

Fachada




RA-375
2,454 kg/m



raltex
PERFIS DE ALUMÍNIO

Fachada

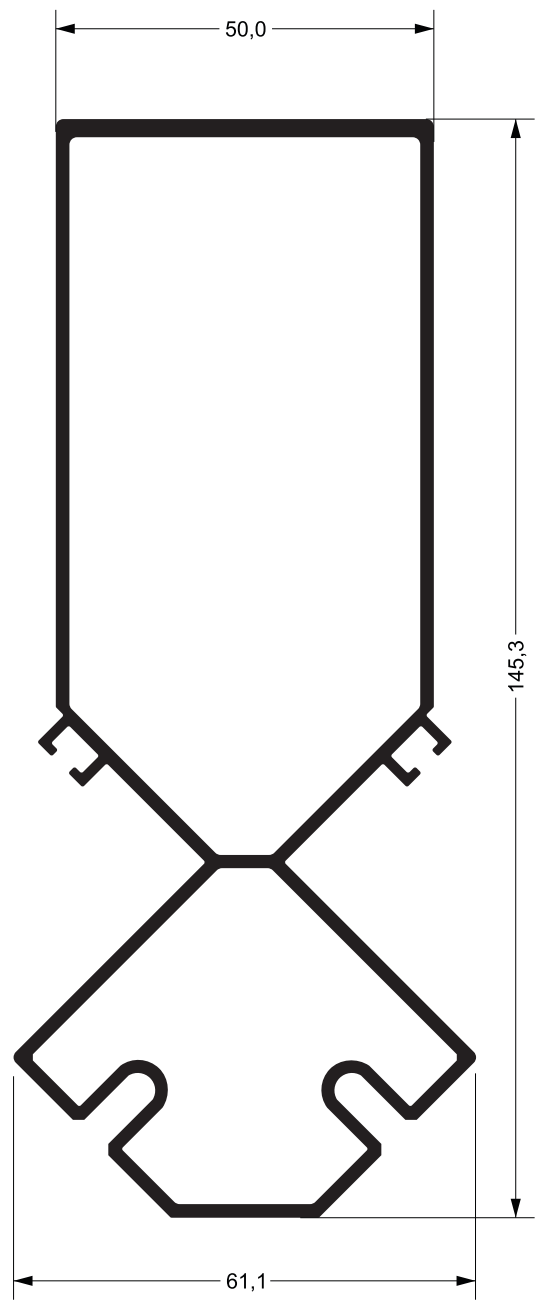


RA-390
3,630 kg/m

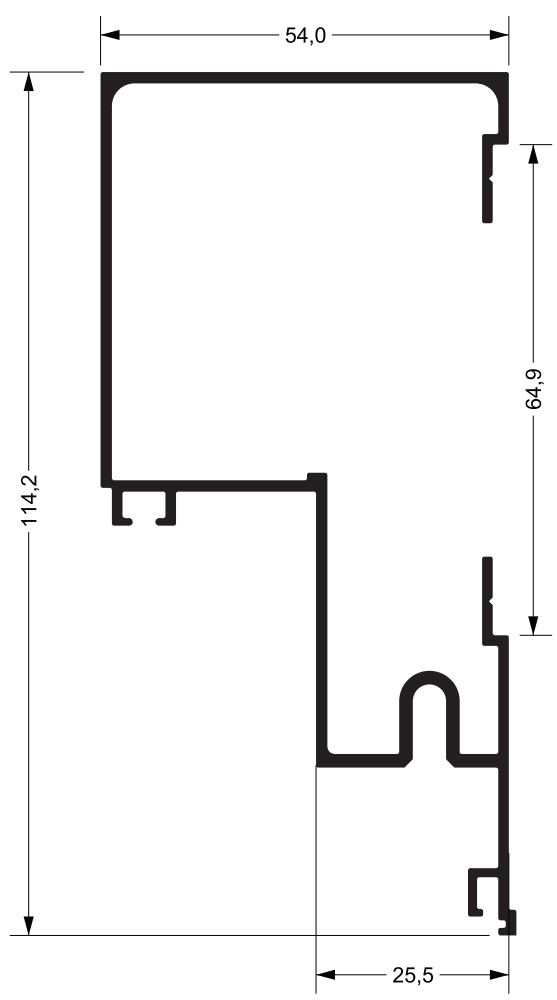


raltex
PERFIS DE ALUMÍNIO

Fachada



RA-236
2,364 kg/m

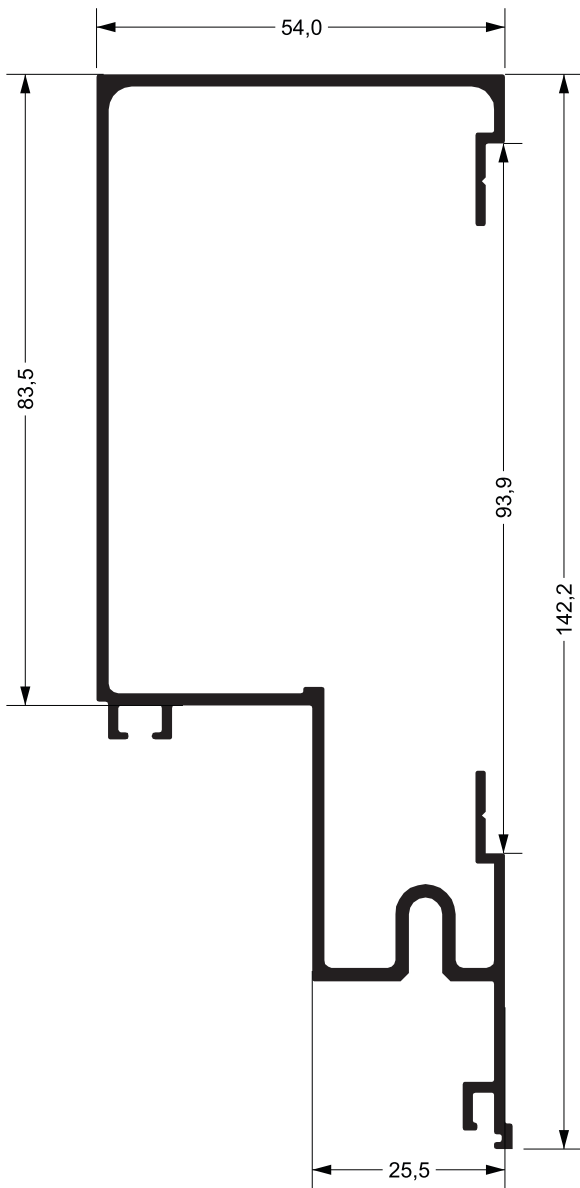


RA-235
1,544 kg/m

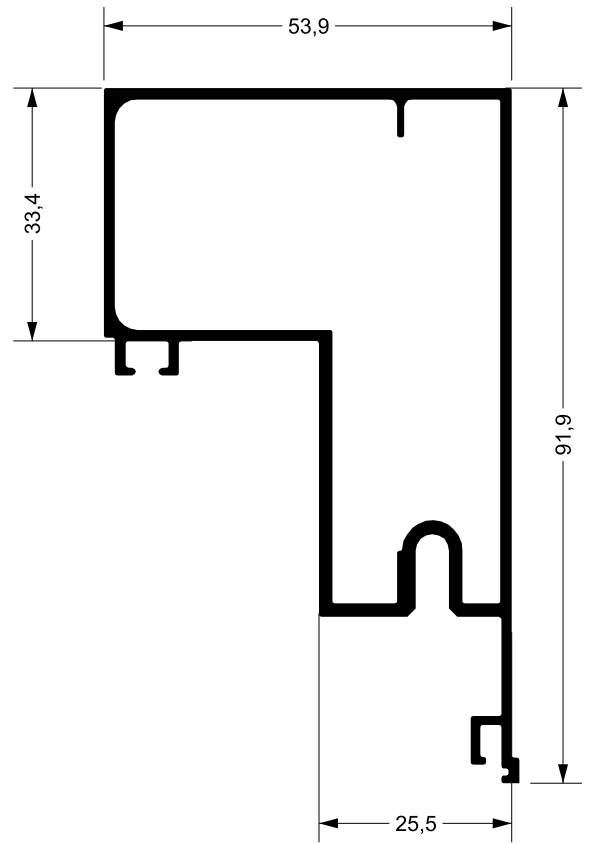


raltex
PERFIS DE ALUMÍNIO

Fachada



RA-278
1,451 kg/m

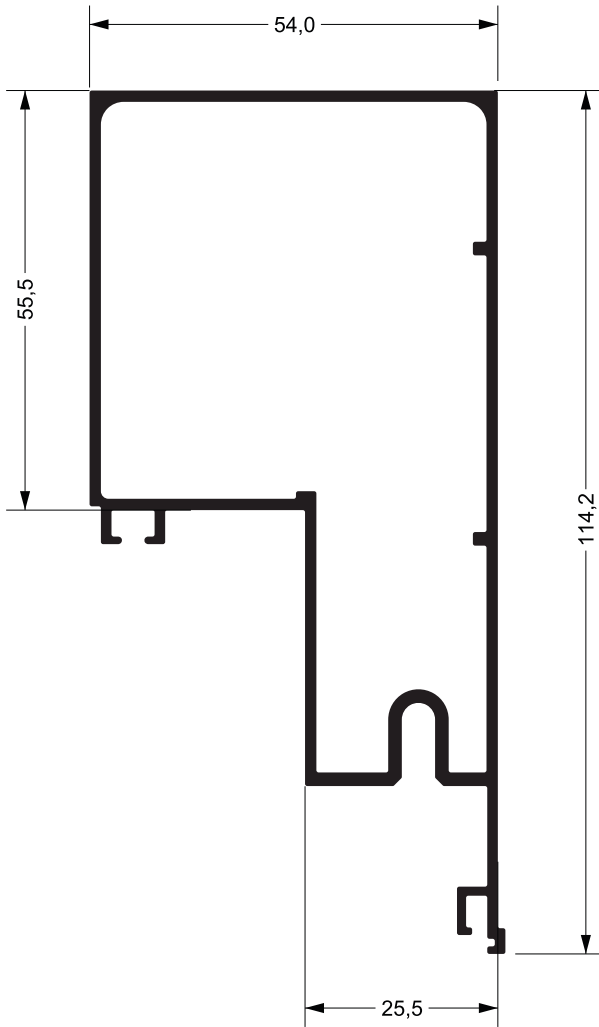


RA-347
1,330 kg/m

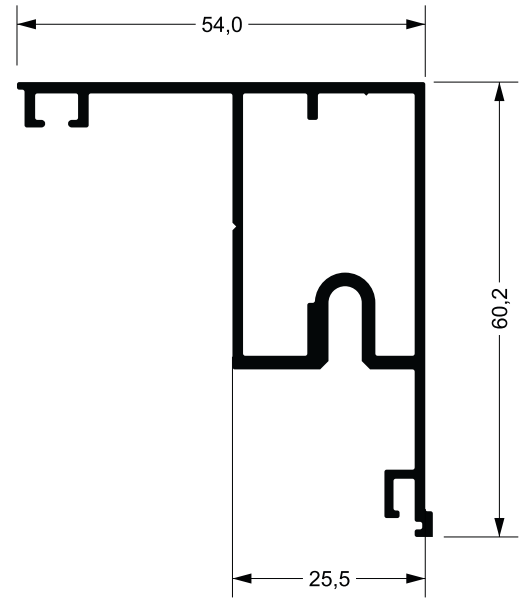


raltex
PERFIS DE ALUMÍNIO

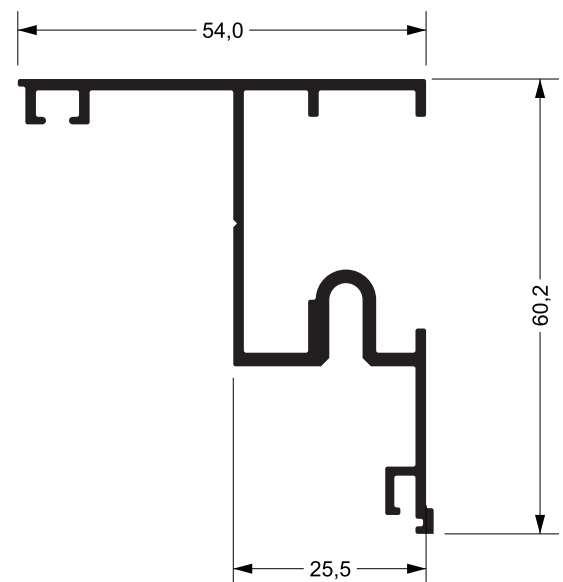
Fachada



RA-515
1,470 kg/m



RA-516
0,894 kg/m



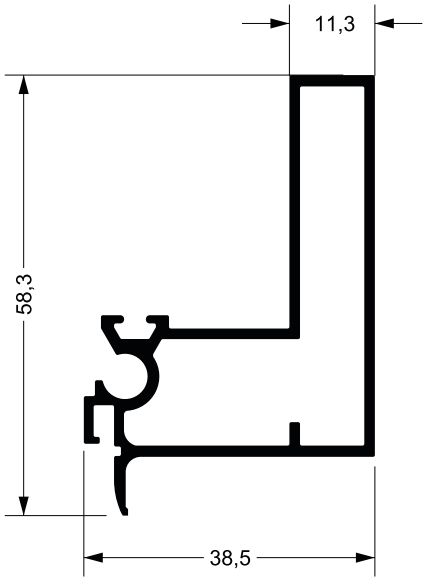
RA-294
0,785 kg/m



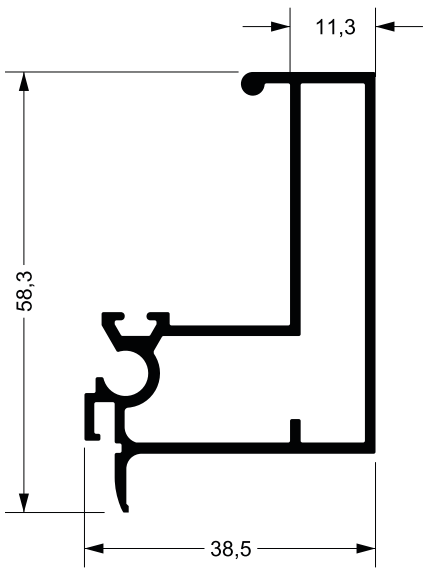
raltext

PERFIS DE ALUMÍNIO

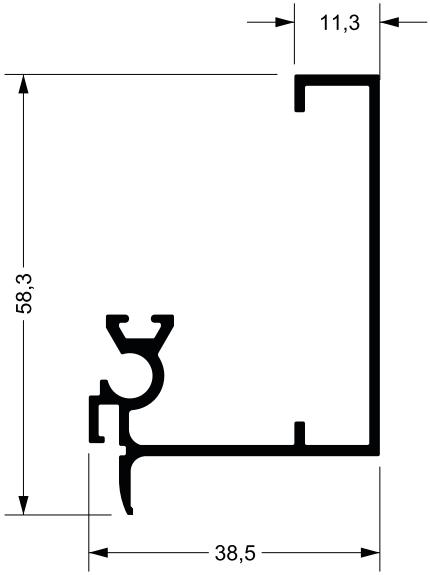
Fachada



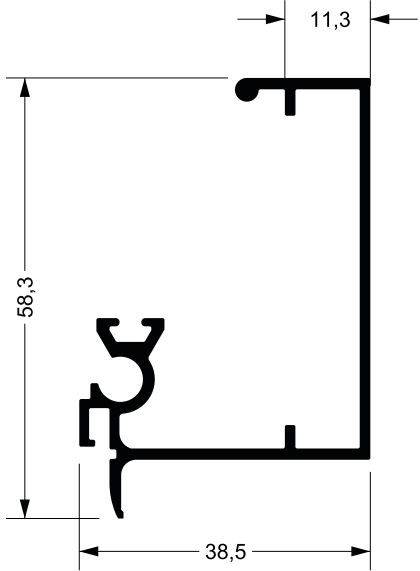
RA-255
0,765 kg/m



RA-256
0,800 kg/m



RA-258
0,590kg/m

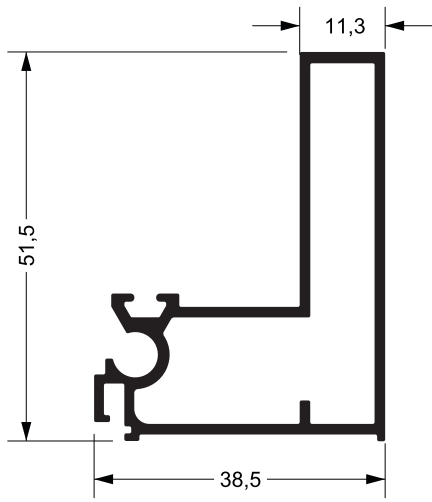


RA-259
0,594kg/m

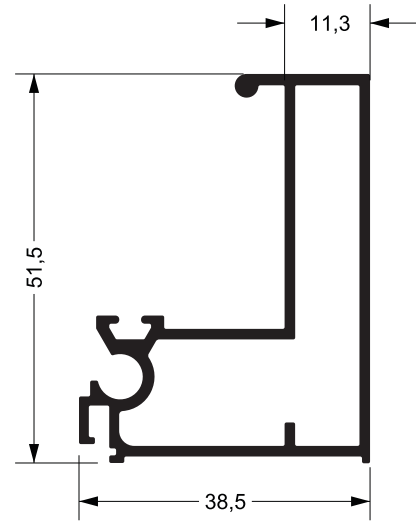


raltex
PERFIS DE ALUMÍNIO

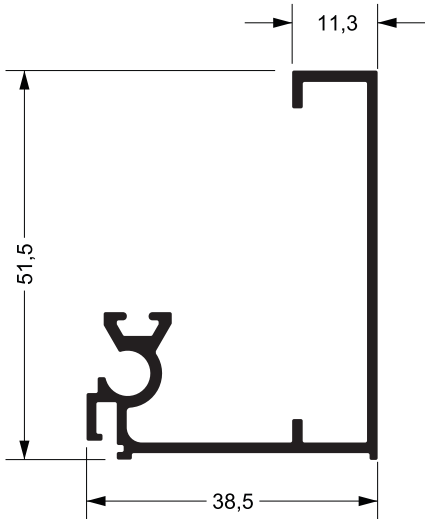
Fachada



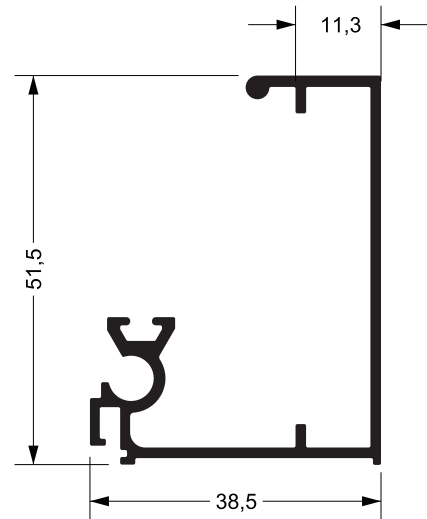
RA-245
0,742 kg/m



RA-230
0,770 kg/m



RA-228
0,588kg/m

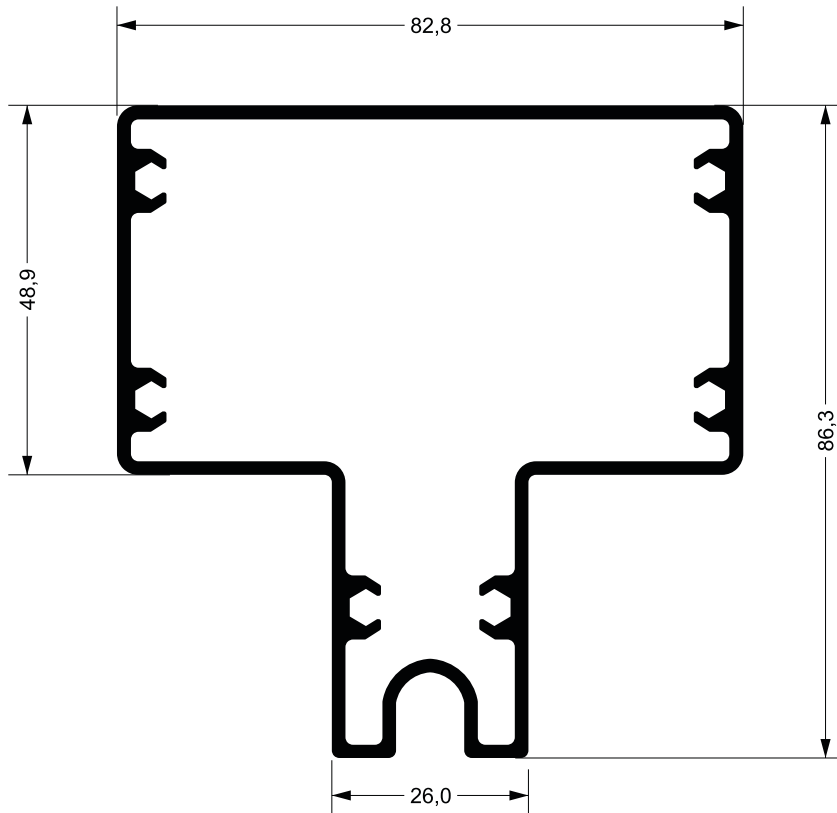


RA-232
0,603kg/m

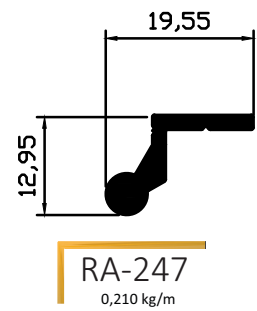


raltex
PERFIS DE ALUMÍNIO

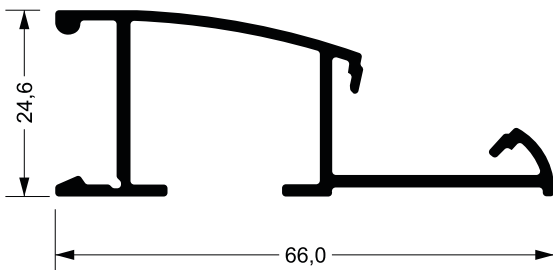
Fachada



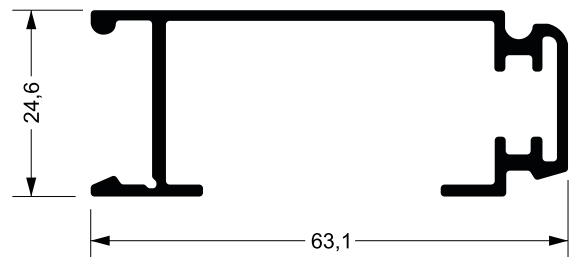
RA-223
1,978 kg/m



RA-247
0,210 kg/m



RA-238A
0,572 kg/m

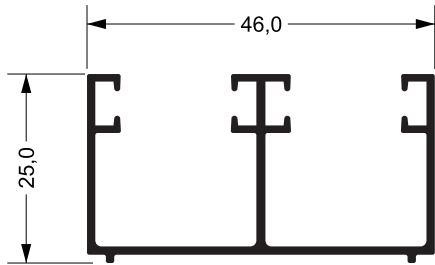


RA-239A
0,582 kg/m

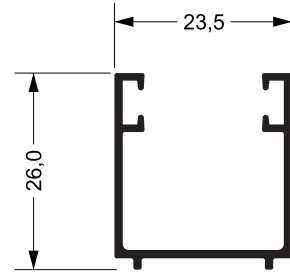


raltex
PERFIS DE ALUMÍNIO

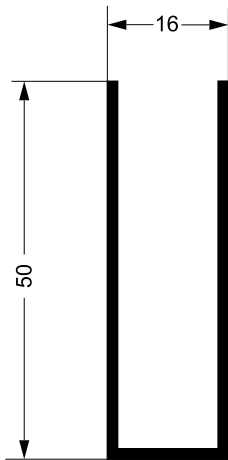
Vidro Temperado



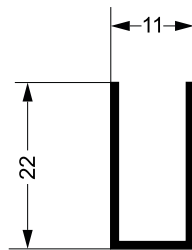
U-1108D
0,500 kg/m



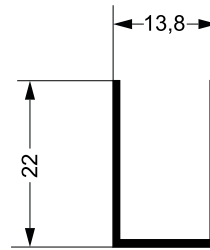
U-1108
0,360 kg/m



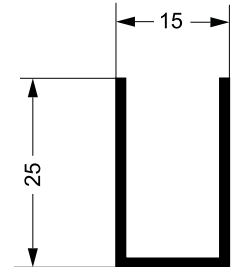
U-555G
0,333 kg/m



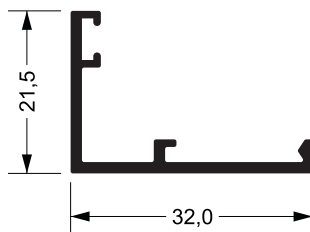
PU-041
0,144 kg/m



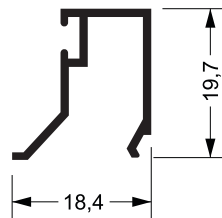
PU-042
0,157 kg/m



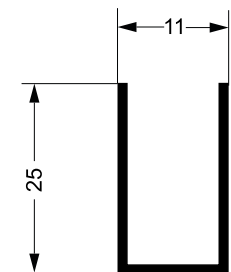
U-555
0,200 kg/m



29022
0,264 kg/m



39077
0,177 kg/m

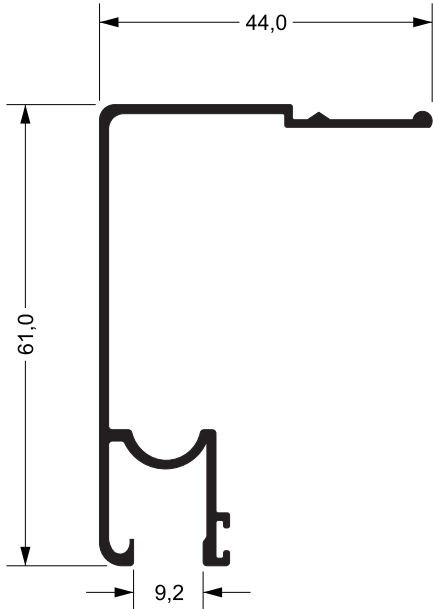


U-555L
0,158 kg/m

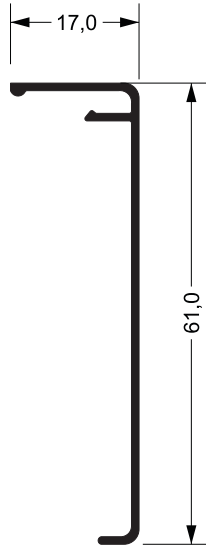


raltex
PERFIS DE ALUMÍNIO

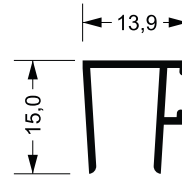
Vidro Temperado 8mm



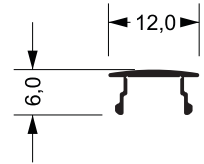
RAL-713L
0,600 kg/m



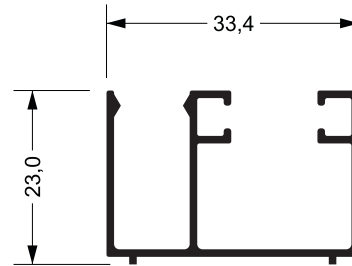
RAL-714L
0,260 kg/m



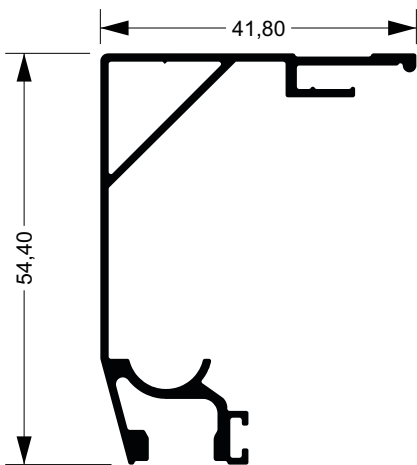
39137
0,138 kg/m



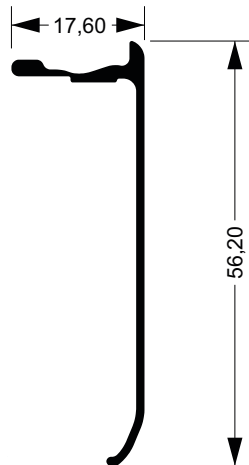
RAL-491L
0,090 kg/m



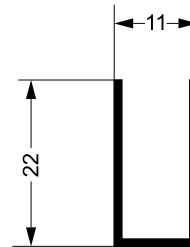
RAL-306L
0,320 kg/m



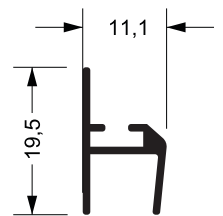
RAL-713R
0,567 kg/m



RAL-714R
0,250 kg/m



PU-041
0,144 kg/m

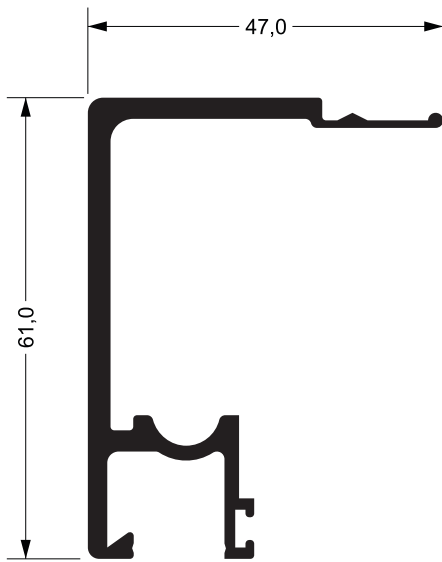


BX-104
0,100 kg/m

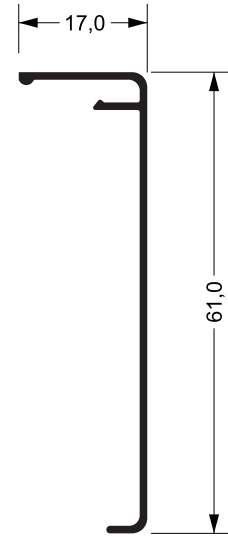


raltext
PERFIS DE ALUMÍNIO

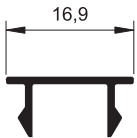
Vidro Temperado 10mm



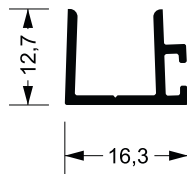
RAL-713
0,910 kg/m



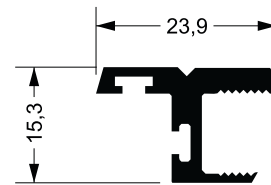
RAL-714
0,390 kg/m



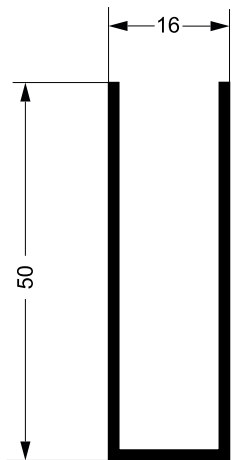
RAL-491
0,105 kg/m



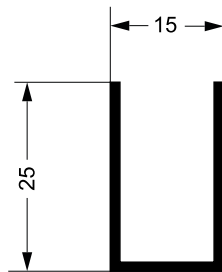
39143
0,143 kg/m



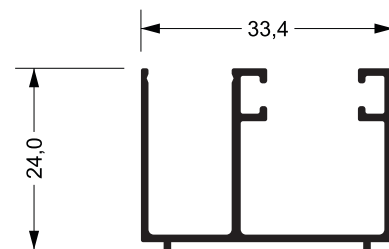
Y-343
0,284 kg/m



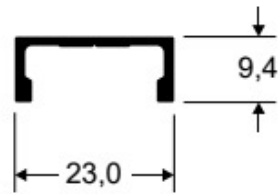
U-555G
0,333 kg/m



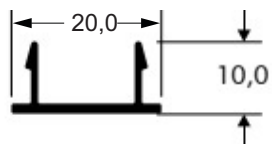
U-555
0,200 kg/m



RAL-306
0,404 kg/m



RAL-048
0,167 kg/m



RAL-049
0,137 kg/m

Em construção



raltex

PERFIS DE ALUMÍNIO



Endereço

Rua Cambaí, 144 - Lot. Industrial Veccon Zeta
Sumaré - SP



Telefone/WhatsApp

(19) 3884-2939
(19) 9 9912-9476



Via E-mail

contato@raltex.com.br